

# DUMPSBOSS.

## Lean Six Sigma Master Black Belt

Six Sigma LSSMBB

Version Demo

Total Demo Questions: 15

Total Premium Questions: 400

Buy Premium PDF

<https://dumpsboss.co>

[support@dumpsboss.co](mailto:support@dumpsboss.co)

support@dumpsboss.co  
dumpsboss.co

## QUESTION NO: 1

The Mann-Whitney test is a powerful test and is unique to situations from which of the choices listed? (Note: There are 2 correct answers).

- A. Testing the identity of two populations
- B. Focuses on equality of the Median of the two populations
- C. Less powerful than the traditional "t-test"
- D. More widely applicable than the traditional "t-test"

**ANSWER: B D**

## QUESTION NO: 2

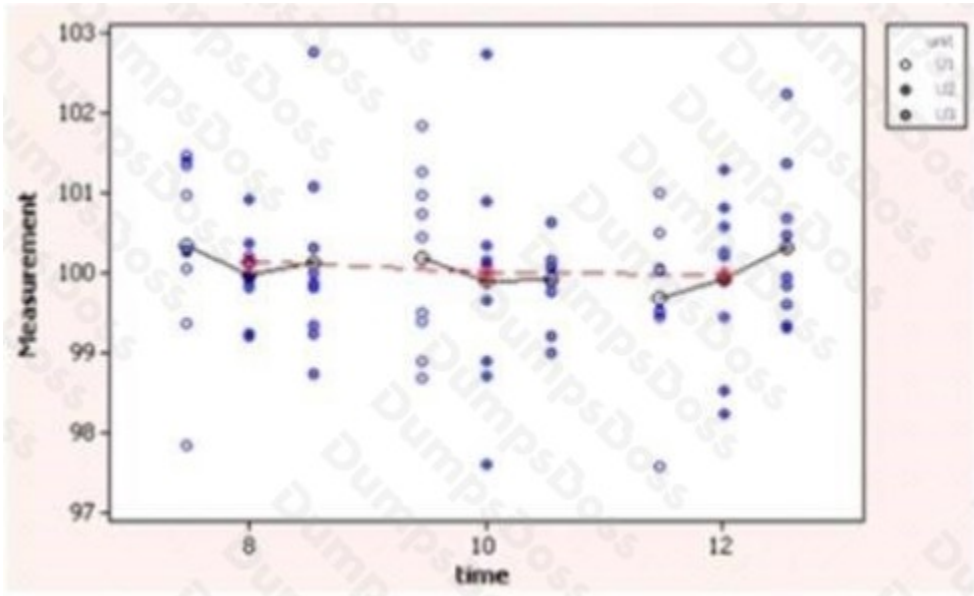
A Personal Trainer was assessing her workout class participants for their body fat content and had to include data for her analysis. One of the columns listed the range of weight of the people included in the studies. This required plotting a Histogram of the weight of the people assessed for their body fat content. While drawing the Histogram the x-axis contained a certain scale of data. Pick the scale of data that is appropriate for Histograms.

- A. Ordinal Scale Data
- B. Ration Scale Data
- C. Nominal Scale Data
- D. Interval Scale Data

**ANSWER: D**

## QUESTION NO: 3

Your team has done a SOV study and produced the following Multi-Van chart. What is the largest source of variation?



- A. Time to Time
- B. Within Unit
- C. Unit to Unit
- D. None of the above

**ANSWER: B**

## QUESTION NO: 4

The English words used for the 5S's are Sorting, Straightening, \_\_\_\_\_, \_\_\_\_\_ and Sustaining. (Note: There are 2 correct answers).

- A. Shaping
- B. Shining
- C. Standardizing
- D. Signing

**ANSWER: B C**

## QUESTION NO: 5

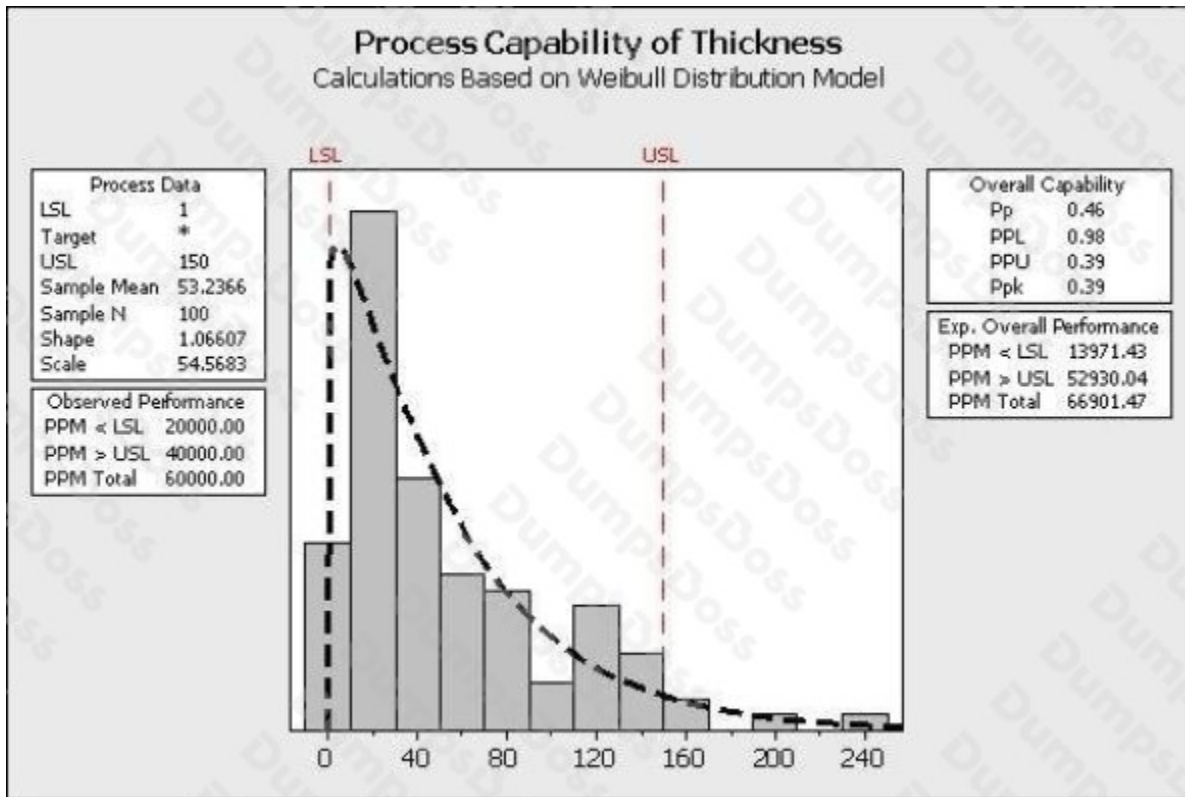
Assessing process proportion as opposed to evaluating a process with respect to a set target can be done using one or more of these. (Note: There are 2 correct answers).

- A. Process proportion equals some desired value
- B. Process proportion equals some value range
- C. Target is current
- D. When we deal with Attribute type data
- E. Proportion of the tail is equal

**ANSWER: A D**

**QUESTION NO: 6**

Review the analysis shown here.



Which statements are true about the process? (Note: There are 3 correct answers).

- A. The initial focus for this project would be to determine why the thicknesses are so frequently too low.
- B. The majority of the process is closer to the lower specification limit.
- C. This process is described with the Weibull Distribution.
- D. The process has more problems with Variation than Centering.

E. The process follows a non-normal distribution with the given data.

**ANSWER: B D E**

**QUESTION NO: 7**

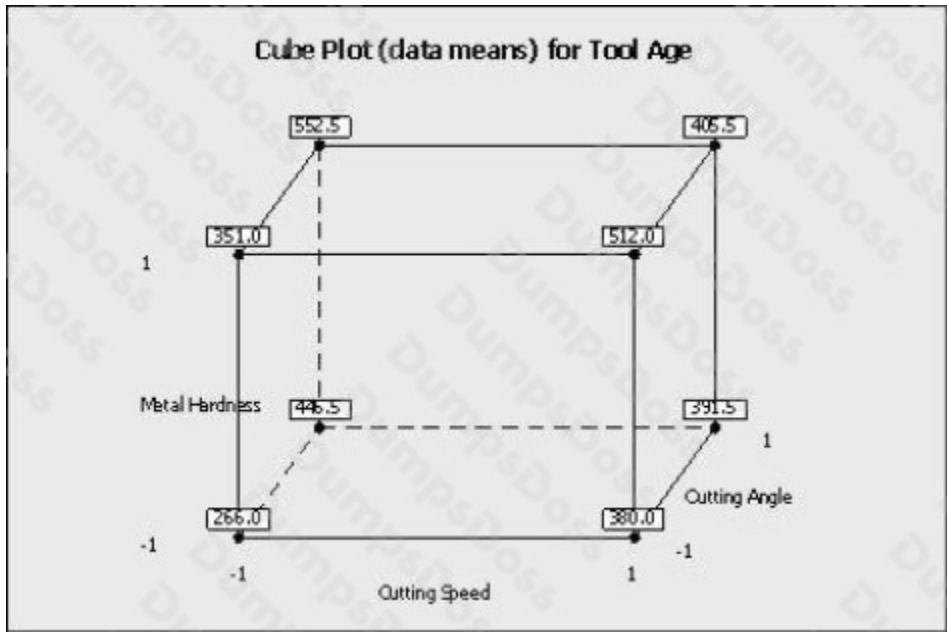
All the data points that represent the total set of information of interest is called the \_\_\_\_\_ .

- A. Population
- B. Sample
- C. Frame
- D. Spread

**ANSWER: A**

**QUESTION NO: 8**

Which statement(s) are correct about the Factorial Plot shown here? (Note: There are 3 correct answers).



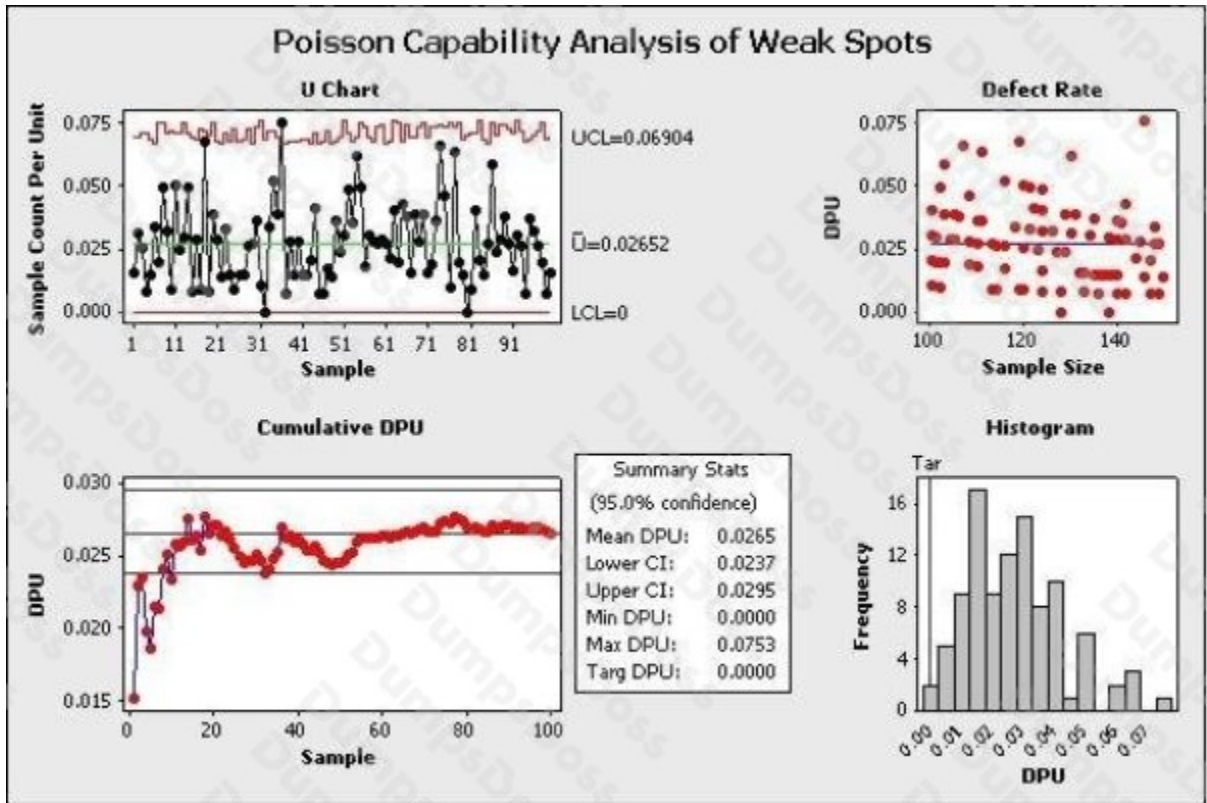
- A. When the cutting speed increased from low to high level, the tool age increases
- B. The coefficient of the metal hardness is positively related to the output of tool age
- C. The coded coefficient is lower for cutting speed than the cutting angle related to the output of tool age

- D. These plots prove a statistically significance factor with 95% confidence
- E. These plots are an example of interaction plots

**ANSWER: A B C**

**QUESTION NO: 9**

Which statements are correct about the advanced Capability Analysis shown here? (Note: There are 3 correct answers).



- A. This is a Poisson Capability Analysis
- B. The average DPU with 95% confidence is between 0.024 and 0.0295
- C. The DPU does not seem to vary depending on sample size
- D. The process shows only one instance of being out of control statistically so we have confidence in the estimated DPU of this process
- E. The maximum DPU in one observation was nearly 0.0753

**ANSWER: B C E**

## QUESTION NO: 10

Kanban establishes a means of monitoring production, conveyance and delivery information such that efficient flow is established. The method used by Kanban is to require a \_\_\_\_\_ before anything moves.

- A. Sign-off
- B. Signal
- C. Bell to ring
- D. Work order

**ANSWER: B**

## QUESTION NO: 11

Which statement(s) are incorrect for the Regression Analysis shown here? (Note: There are 2 correct answers).

### Regression Analysis: Turbine Output versus Air-Fuel Ratio, % steam, ...

The Regression Equation is  
 $TurbineOutput = 16.5 + 3.21 \text{ Air-Fuel Ratio} + 0.386 \% \text{ methane} + 0.0166 \text{ SteamExitTemp}$

Predictor	Coef	SE Coef	T	P
Constant	16.488	2.918	5.65	0.000
Air-Fuel Ratio	3.2148	0.2377	13.52	0.000
% methane	0.38637	0.07278	5.31	0.000
SteamExitTemp	0.016576	0.004273	3.88	0.004

S = 0.508616 R-Sq = 98.6% R-Sq(adj) = 98.2%

#### Analysis of Variance

Source	DF	SS	MS	F	P
Regression	3	170.003	56.668	219.06	0.000
Residual Error	9	2.328	0.259		
Total	12	172.331			

Source	DF	Seq SS
Air-Fuel Ratio	1	159.048
% methane	1	7.062
SteamExitTemp	1	3.892

- A. The air-fuel ratio explains most of the TurbineOutput variation
- B. The Regression explains over 98% of the process variation
- C. This Multiple Linear Regression has three statistically significant independent variables
- D. If the air-fuel ratio increases by 1, the TurbineOutput more than triples
- E. The SteamExitTemp explains the most variation of the TurbineOutput

**ANSWER: D E**

## QUESTION NO: 12

The person who ultimately selects Little y's and vital x's, has influence and often authority over the process and connecting organization is the:

- A. Champion
- B. Sponsor
- C. LSS Leader
- D. Master Black Belt

**ANSWER: B**

## QUESTION NO: 13

Situations where standardized work needs to be incorporated include all of these except \_\_\_\_\_.

- A. Machines continually operating to reduce the labor cost per piece
- B. Lack of a system to assure proper inventory levels at repair stations
- C. Changeover instructions incomplete
- D. Process flow for the same product assembly taking various cycle time for completion

**ANSWER: A**

## QUESTION NO: 14

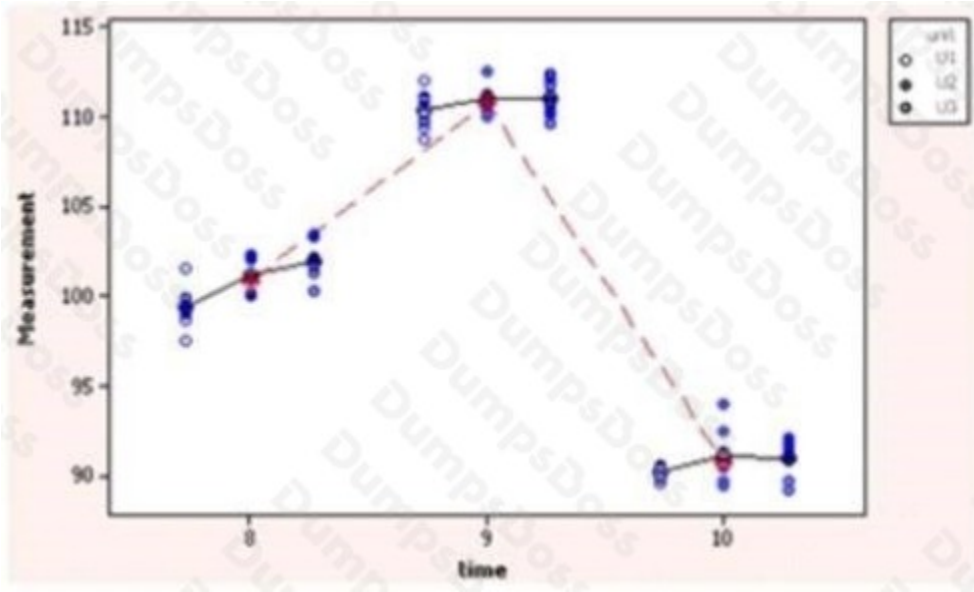
Fractional Factorial designs are used to reduce the time and cost of experiments because the \_\_\_\_\_ has been lowered.

- A. Number of data measurement points
- B. Number of runs
- C. People involved
- D. Output summary

**ANSWER: B**

## QUESTION NO: 15

Your team has done a SOV study and produced the following Multi-Van chart. What is the largest source of variation?



- A. Time to Time
- B. Within Unit
- C. Unit to Unit
- D. None of the above

**ANSWER: A**