

# DUMPSBOSS.

## Excel 2016 Expert: Interpreting Data for Insights

Microsoft 77-728

Version Demo

Total Demo Questions: 5

Total Premium Questions: 26

Buy Premium PDF

<https://dumpsboss.co>

[support@dumpsboss.co](mailto:support@dumpsboss.co)

support@dumpsboss.co  
dumpsboss.co

## Topic Break Down

Topic	No. of Questions
Topic 1, Project 1	5
Topic 2, Project 2	5
Topic 3, Project 3	5
Topic 4, Project 4	5
Topic 5, Project 5	6
<b>Total</b>	<b>26</b>

**QUESTION NO: 1 - (SIMULATION)**

CORRECT TEXT

Exhibit:

	A	B	C	D	E	F	G	H	I	J	K	L	M	N	O	P
	National Olympic Committee	IOC Code	Summer Olympic Games	Winter Olympic Games	Total Olympic Games	Participation Seasons										
1	Albania	ALB	7	3	10											
2	American Samoa		7	1	8											
3	Andorra		30	15	45											
4	Angola		0	0	0											
5	Antigua and Barbuda		0	0	0											
6	Aruba		7	0	7											
7	Bahamas		0	0	0											
8	Bangladesh		0	0	0											
9	Barbados		31	0	31											
10	Bahrain		30	0	30											
11	Belize		0	0	0											
12	Bermuda		10	0	10											
13	Bhutan		0	0	0											
14	Bosnia and Herzegovina		0	0	0											
15	Brazil		0	0	0											
16	British Virgin Islands		0	0	0											
17	Burkina Faso		0	0	0											
18	Burundi		0	0	0											
19	Cambodia		0	0	0											

You are a news reporter. You have been given the assignment to give a history of the Olympic Games.

Task4:

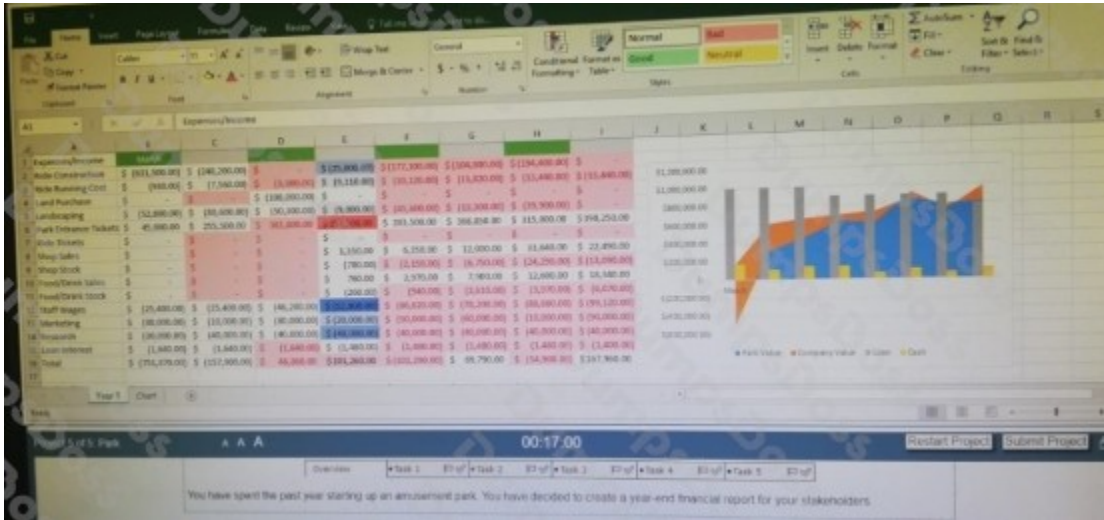
In cell F2 of the "No Medals" worksheet, create a formula that will show if a team participated in both seasons or only the Summer games. Display "Both" if the team participated in both seasons that year. Display "Summer Only" if the team participated only in the Summer games.

**ANSWER: Pending. Send the suggestions for this question.**

**QUESTION NO: 2 - (SIMULATION)**

CORRECT TEXT

Exhibit:



You have spent the past year starting up an amusement park. You have decided to create a year end financial report for your stakeholders.

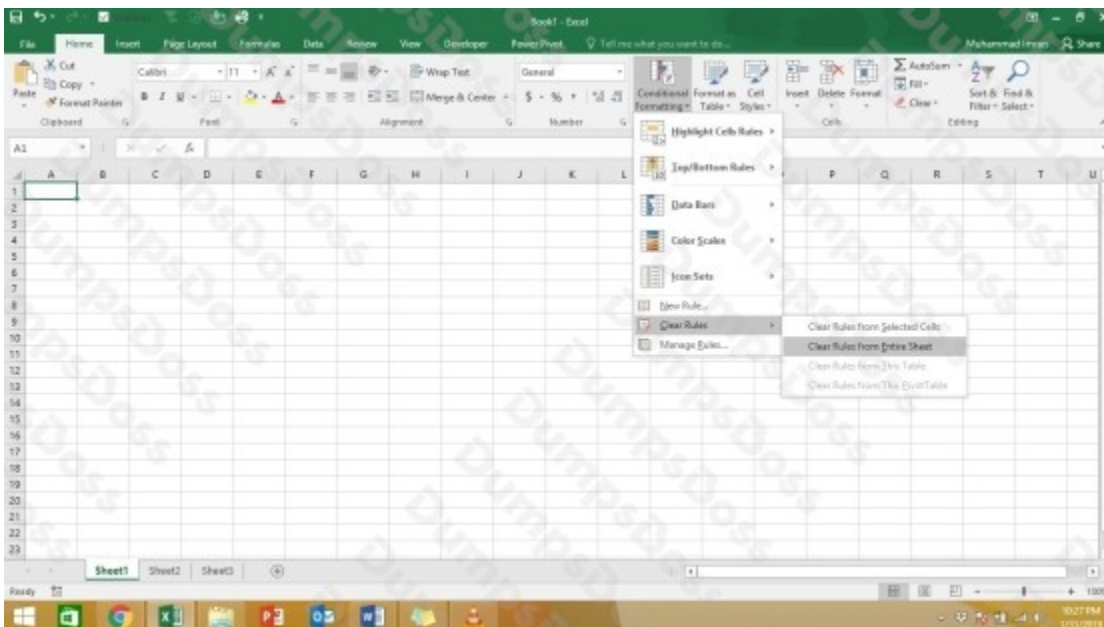
Task2:

Remove all of the conditional formatting from the “Year 1” sheet.

**ANSWER: Seetheexplanationbelow.**

**Explanation:**

On the “Year 1” sheet, go to home – conditional formatting – clear rules – clear rules from entire sheet



**QUESTION NO: 3 - (SIMULATION)**

CORRECT TEXT

Exhibit:

	A	B	C	D	E	F	G	H	I	J	K	L	M	N	O	P
1	National Olympic Committee	IOC Code	Summer Olympic Games	Winter Olympic Games	Total Olympic Games	Participation Seasons										
2	Albania	ALB	7	3	10											
3	American Samoa		7	1	8											
4	Andorra		30	13	43											
5	Angola		0	0	0											
6	Antigua and Barbuda		5	0	5											
7	Aruba		7	0	7											
8	Australia		8	0	8											
9	Austria		31	0	31											
10	Azerbaijan		30	0	30											
11	Bahamas		8	0	8											
12	Bahrain		13	0	13											
13	Bangladesh		6	0	6											
14	Barbados		4	0	4											
15	Belize		0	0	0											
16	Bermuda		0	0	0											
17	Bhutan		0	0	0											

You are a news reporter. You have been given the assignment to give a history of the Olympic Games.

Task4:

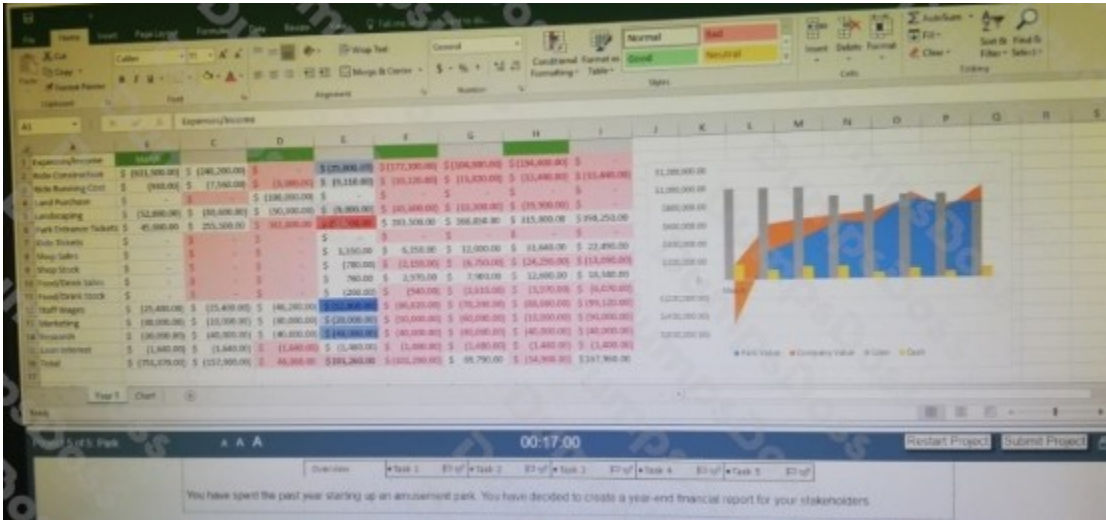
In cell F2 of the "No Medals" worksheet, create a formula that will show if a team participated in both seasons or only the Summer games. Display "Both" if the team participated in both seasons that year. Display "Summer Only" if the team participated only in the Summer games.

**ANSWER: Pending. Send the suggestions for this question.**

**QUESTION NO: 4 - (SIMULATION)**

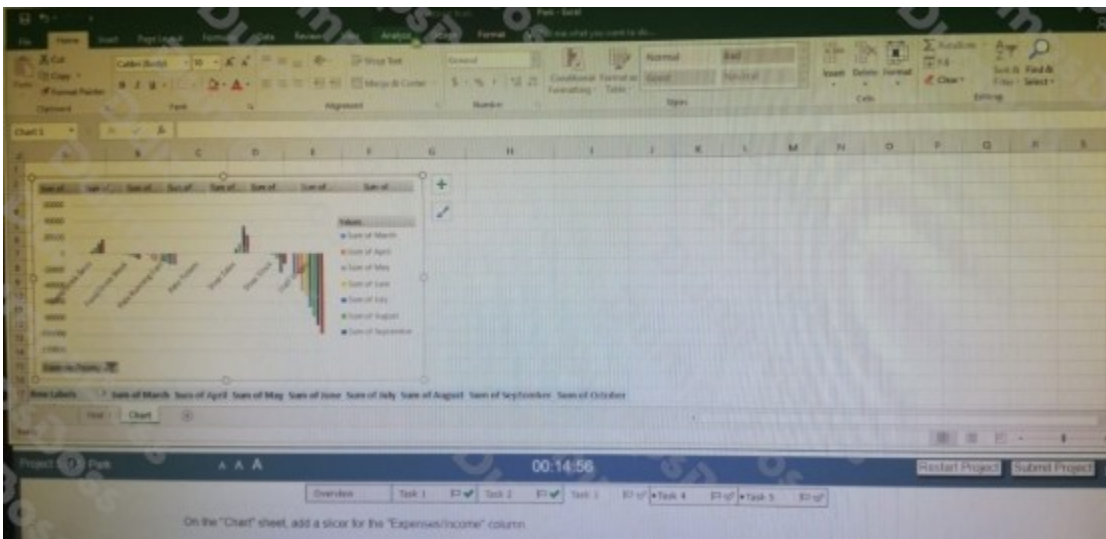
CORRECT TEXT

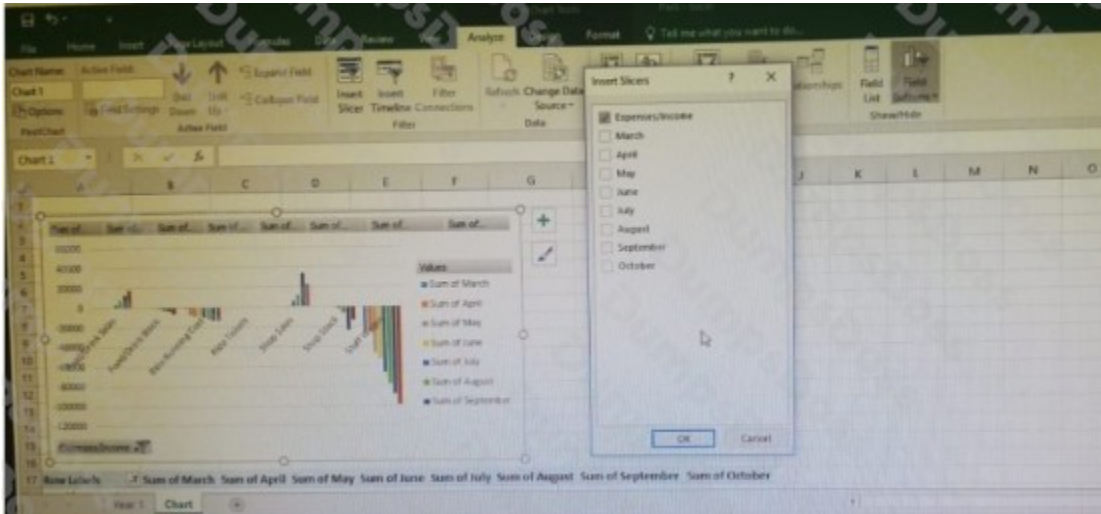
Exhibit:



You have spent the past year starting up an amusement park. You have decided to create a year end financial report for your stakeholders.

Task3:





On the “Chart” sheet add a slicer for the “Expense/Income” Column

**ANSWER: Seetheexplanationbelow.**

**Explanation:**

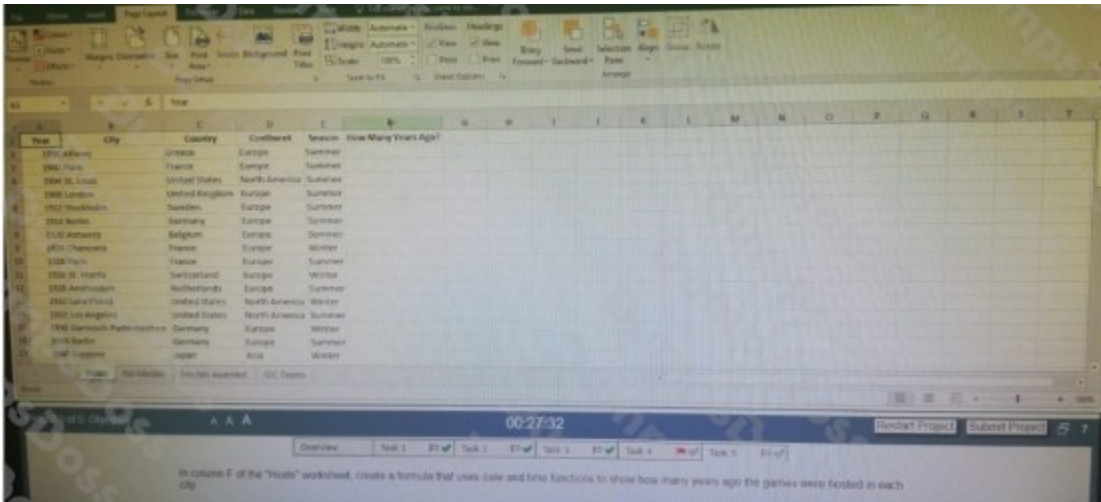
:

Select the chart and then from ‘analyze’ tab of the ‘Pivot Charts tools’ tab, click on slicer. From the list select ‘Expenses/Income’ and press ok

**QUESTION NO: 5 - (SIMULATION)**

**CORRECT TEXT**

Exhibit:



You are a news reporter. You have been given the assignment to give a history of the

Olympic Games.

Task5:

In column F of the "Hosts" worksheet, create a formula that uses date and time functions to show how many years ago the games were hosted in each city.

**ANSWER: See the explanation below.**

**Explanation:**

:

In cell F2, use the following formula and paste on the rest of the rows in column F `YEAR(TODAY())-A2`