

# DUMPSBOSS.

## Associate - Networking Exam

EMC DEA-5TT1

Version Demo

Total Demo Questions: 10

Total Premium Questions: 61

Buy Premium PDF

<https://dumpsboss.co>

[support@dumpsboss.co](mailto:support@dumpsboss.co)

support@dumpsboss.co  
dumpsboss.co

## QUESTION NO: 1

Which criteria is used to define an extended MAC ACL filter?

- A. Destination MAC address and Ethernet frame type
- B. Ethernet frame type and frame size
- C. Destination TCP port number and source MAC address
- D. Source and destination MAC addresses

**ANSWER: D**

## QUESTION NO: 2

Which IEEE standard defines the Data Link Layer, Discovery protocol?

- A. 802.1AB
- B. 802.1AX
- C. 802.1D
- D. 802.1W

**ANSWER: A**

**Explanation:**

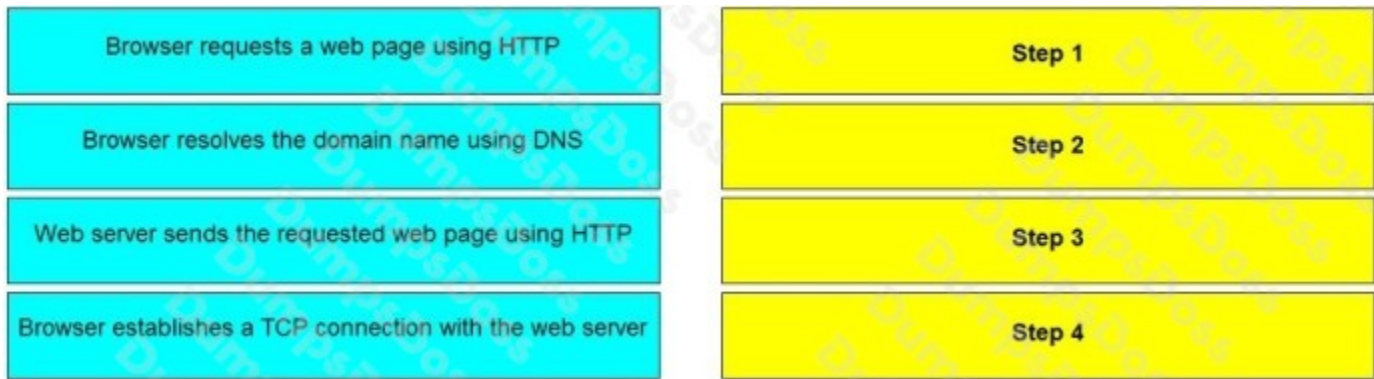
Reference: [http://www.ieee802.org/3/frame\\_study/0409/blatherwick\\_1\\_0409.pdf](http://www.ieee802.org/3/frame_study/0409/blatherwick_1_0409.pdf)

## QUESTION NO: 3 - (DRAG DROP)

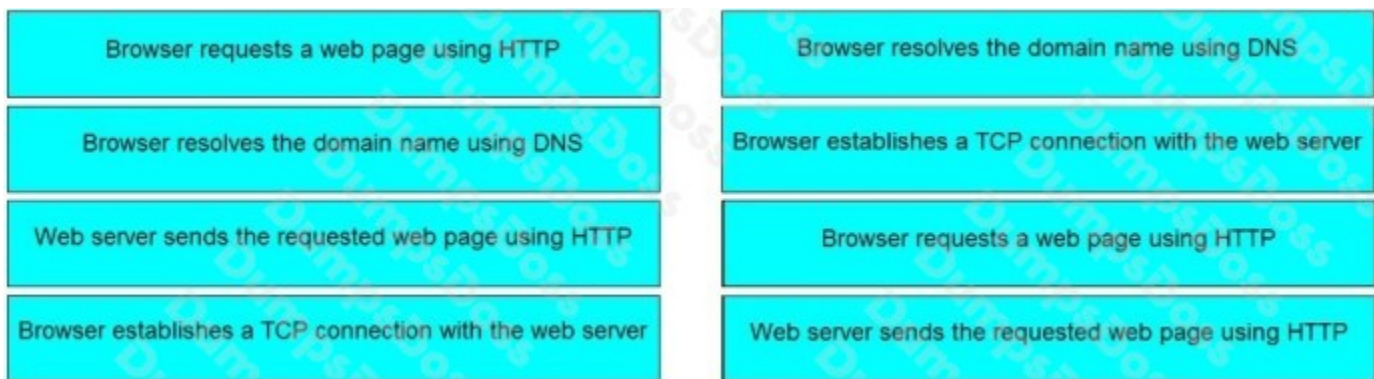
DRAG DROP

What is the correct sequence of steps when a web browser accesses a web server?

**Select and Place:**



**ANSWER:**



**Explanation:**

**QUESTION NO: 4**

Which flags are used in the TCP header to initiate and end TCP connections or sessions?

- A. Initiate = Acknowledge (ACK) End = Synchronize (SYN)
- B. Initiate = Acknowledge (ACK) End = Finish (FIN)
- C. Initiate = Synchronize (SYN) End = Finish (FIN)
- D. Initiate = Finish (FIN)  
End = Synchronize (SYN)

**ANSWER: C**

**QUESTION NO: 5**

Which Ethernet frame forwarding method works best when the outbound ports run at the same speed as the inbound port?

- A. Store-and-forward

- B. Fragment-free
- C. Unicast
- D. Cut-through

**ANSWER: D**

## QUESTION NO: 6

Which message is sent by a router when TTL expires?

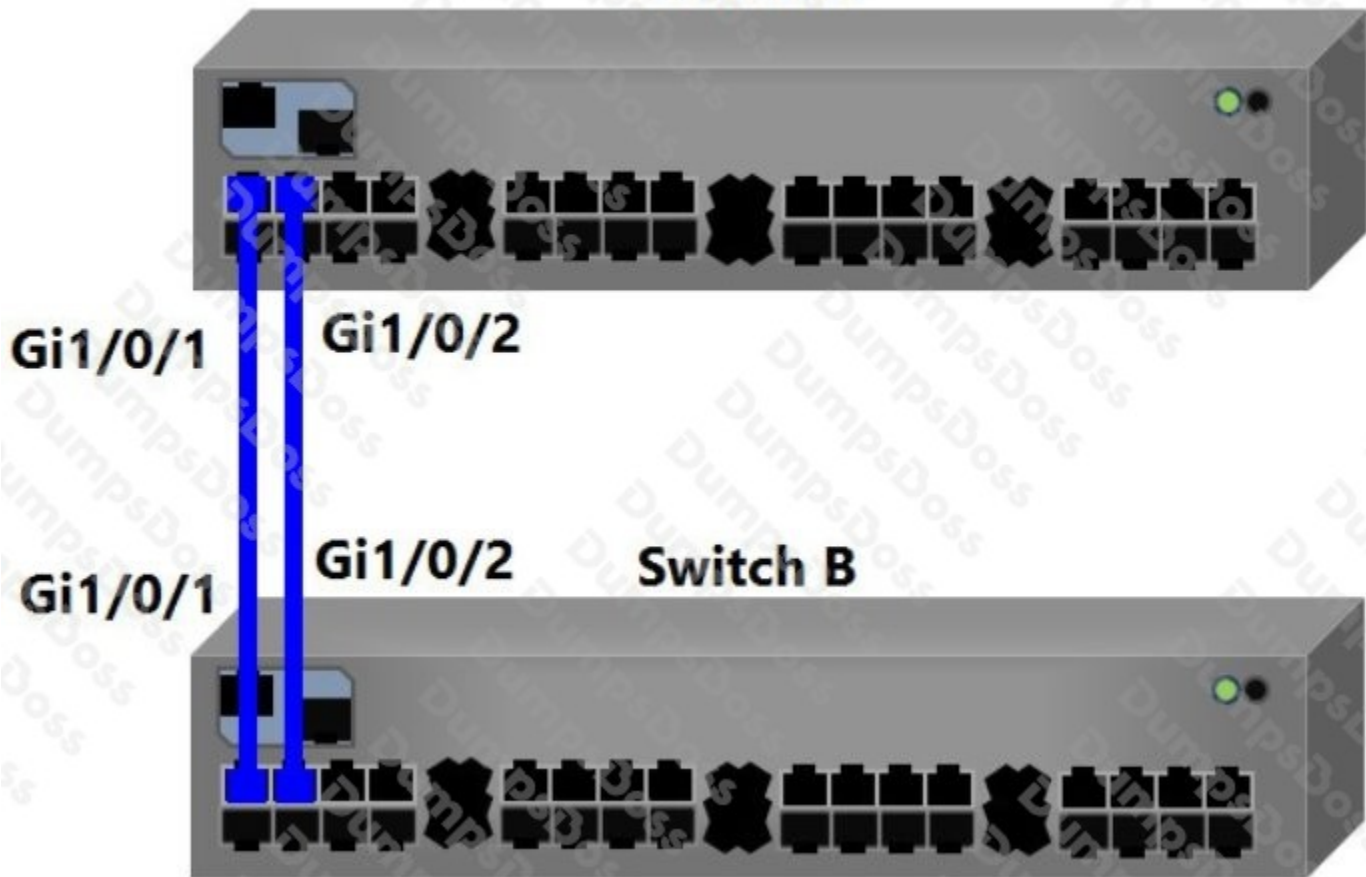
- A. Echo request
- B. Time exceeded
- C. Destination unreachable
- D. Echo reply

**ANSWER: B**

## QUESTION NO: 7

Refer to the exhibit.

Switch A



Switch A and Switch B are connected to each other. Both switches use interfaces Gi1/0/1 and Gi1/0/2. Switch A has a Spanning Tree priority of 8192 and Switch B has the default priority. Which interface becomes the root port?

- A. Switch A Gi1/0/1
- B. Switch A Gi1/0/2
- C. Switch B Gi1/0/1
- D. Switch B Gi1/0/2

**ANSWER: A**

#### QUESTION NO: 8

Which IPv4 address is in the same network as the IP address 182.15.24.40/23 and assignable to a host device?

- A. 182.15.23.224
- B. 182.15.25.0
- C. 182.15.25.255

D. 182.15.26.10

**ANSWER: B**

## QUESTION NO: 9

What are the Protocol Data Units (PDUs) called at the Transport layer?

- A. Data Payload
- B. Frame
- C. Segment
- D. Packets

**ANSWER: C**

## QUESTION NO: 10

Which topology is considered a best practice when stacking switches?

- A. Ring
- B. Cascade
- C. Serial
- D. Daisy-chain

**ANSWER: A**