

DUMPSBOSS.

QlikView 12 Business Analyst Certification Exam

Qlik QV12BA

Version Demo

Total Demo Questions: 10

Total Premium Questions: 50

Buy Premium PDF

<https://dumpsboss.co>

support@dumpsboss.co

support@dumpsboss.co
dumpsboss.co

QUESTION NO: 1

Refer to the exhibit.

Year	Month	SalesAmt	COGS
2014	Jan	\$ 1,500,000	\$ 1,250,000
2014	Feb	\$ 1,645,000	\$ 1,394,000
2014	Mar	\$ 1,680,000	\$ 1,445,000
2014	Apr	\$ 1,400,000	\$ 900,000
2014	May	\$ 1,350,000	\$ 880,000
2014	Jun	\$ 1,740,000	\$ 1,560,000
2014	Jul	\$ 1,850,000	\$ 1,570,000
2014	Aug	\$ 1,885,000	\$ 1,600,000
2014	Sep	\$ 1,900,000	\$ 1,780,000
2014	Oct	\$ 2,250,000	\$ 1,950,000
2014	Nov	\$ 2,420,000	\$ 2,100,000
2014	Dec	\$ 2,515,000	\$ 2,150,000
2015	Jan	\$ 2,215,000	\$ 1,850,000
2015	Feb	\$ 1,900,000	\$ 1,650,000
2015	Mar	\$ 2,325,000	\$ 2,050,000
2015	Apr	\$ 1,880,000	\$ 1,550,000
2015	May	\$ 1,850,000	\$ 1,600,000
2015	Jun	\$ 2,150,000	\$ 1,835,000
2015	Jul	\$ 2,680,000	\$ 2,250,000

The dataset shown has been loaded into a QhkView application. The user has selected the year 2015 to analyze.

This expression is used to calculate a value:

```
Num((Sum({1<[Month] = {'May'} >> SalesAmt-COGS)/Sum({1<[Month] = {'May*'} >> SalesAmt)), #,##0.0**)
```

What is the result?

What is the result?

- A. 13.5%
- B. 22.5%
- C. 34.8%
- D. 77.5%

ANSWER: D

QUESTION NO: 2

A business analyst needs to calculate the average order value by country. Which two objects meet this requirement? (Select two.)

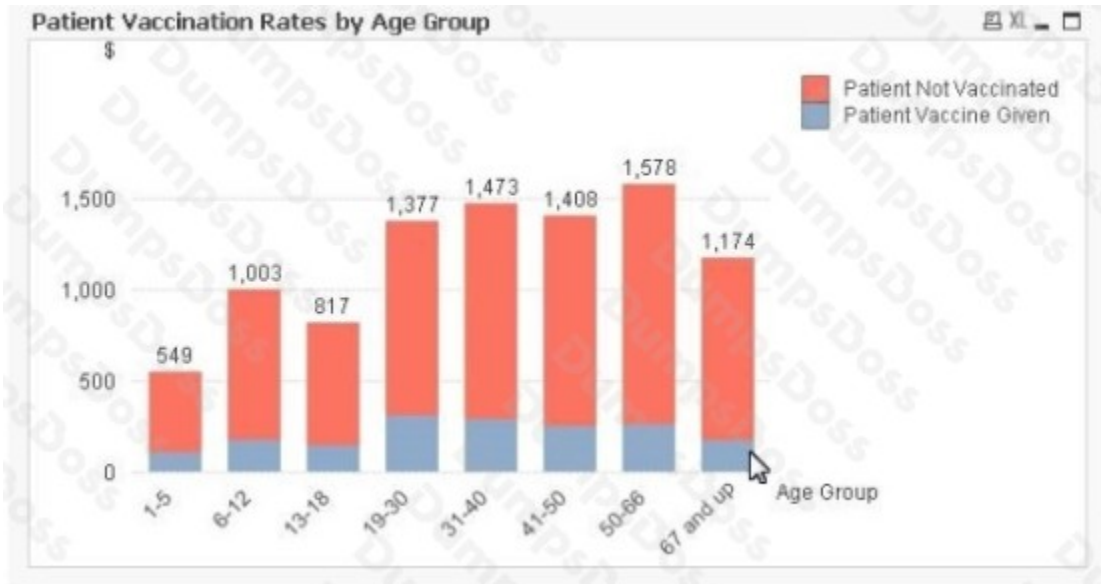
- A. List box
- B. Multi box
- C. Table box
- D. Statistics box
- E. Straight table

ANSWER: B C

QUESTION NO: 3

Which two objects are created with ONLY measures? (Select two.)

- A)



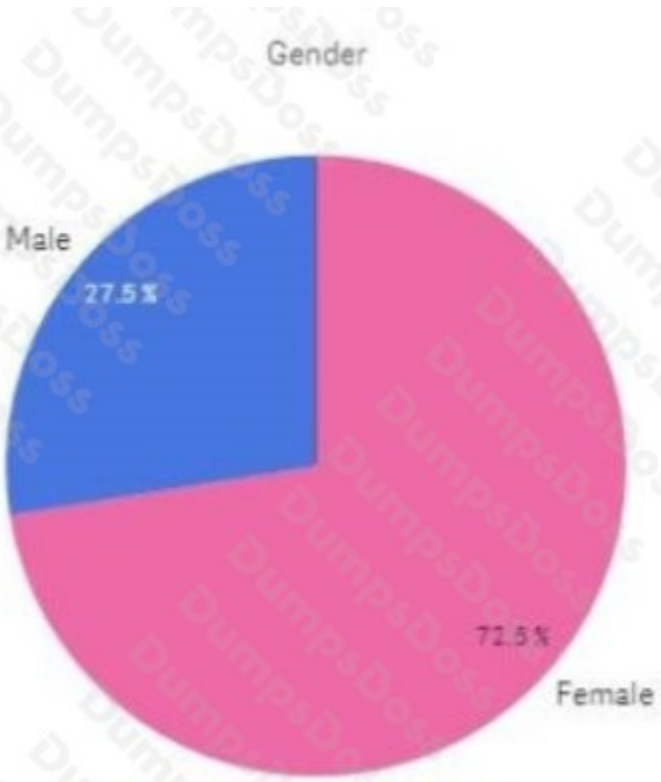
B)

Sales: \$8,161,560

C)



D)



Diabetic Patients by Gender

E)



A. Exhibit A

B. Exhibit B

- C. Exhibit C
- D. Exhibit D
- E. Exhibit E

ANSWER: C D

QUESTION NO: 4

A business analyst has data for these fields

- Year
- Sales Amount
- Product Number
- Country
- Order Number

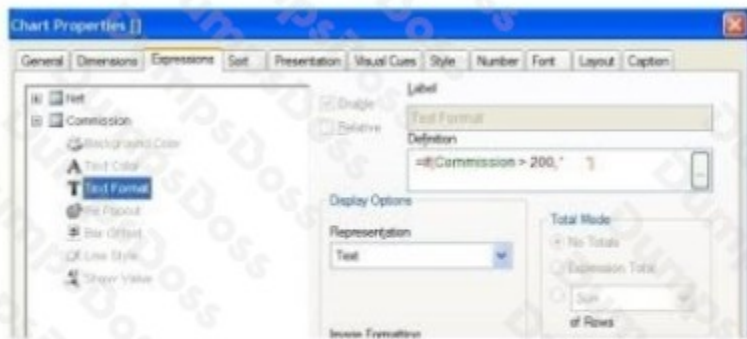
How many dimensions and measures exist?

- A. One dimension and four measures
- B. Two dimensions and three measures
- C. Three dimensions and two measures
- D. Four dimensions and one measure

ANSWER: A

QUESTION NO: 5

Refer to the exhibit.



Customer	Net	Commission
A	\$2,063.70	\$206.37
B	\$111.38	\$11.14

A business analyst creates a straight table to display net sales and commissions. The table uses the Anal font by default. The analyst will use a Text Format Expression to show commissions greater than \$200 in Arial Bold font.

Which is the correct expression?

- A. =If(Conroission > 200, *)
- B. =If(Conroission > 200, 'Bold1')
- C. =If(Conroission > 200, 'Arial Bold')
- D. =If (Coitinission > 200, * **Commissior.**')

ANSWER: A

QUESTION NO: 6

Which is the most appropriate object to display a picture and launch an external task?

- A. Text object
- B. Image object
- C. Container object
- D. Extension object

ANSWER: D

QUESTION NO: 7

Refer to the exhibit



A business analyst needs to present the actual sales of the current year in a KPI on a dashboard. The expression in the Text field is NOT working

Which two changes will correct the expression? (Select two)

- A. Remove the \$ sign before Year
- B. Remove the \$ sign between { and (
- C. Add single quotes around the whole expression
- D. Change Representation from Text to Expression
- E. Add a = sign at the beginning of the expression

ANSWER: A B

QUESTION NO: 8

A business analyst will compare sales growth between this year and last year by country.

The analyst is given the sales values and must calculate the growth.

Which two charts can be used? (Select two.)

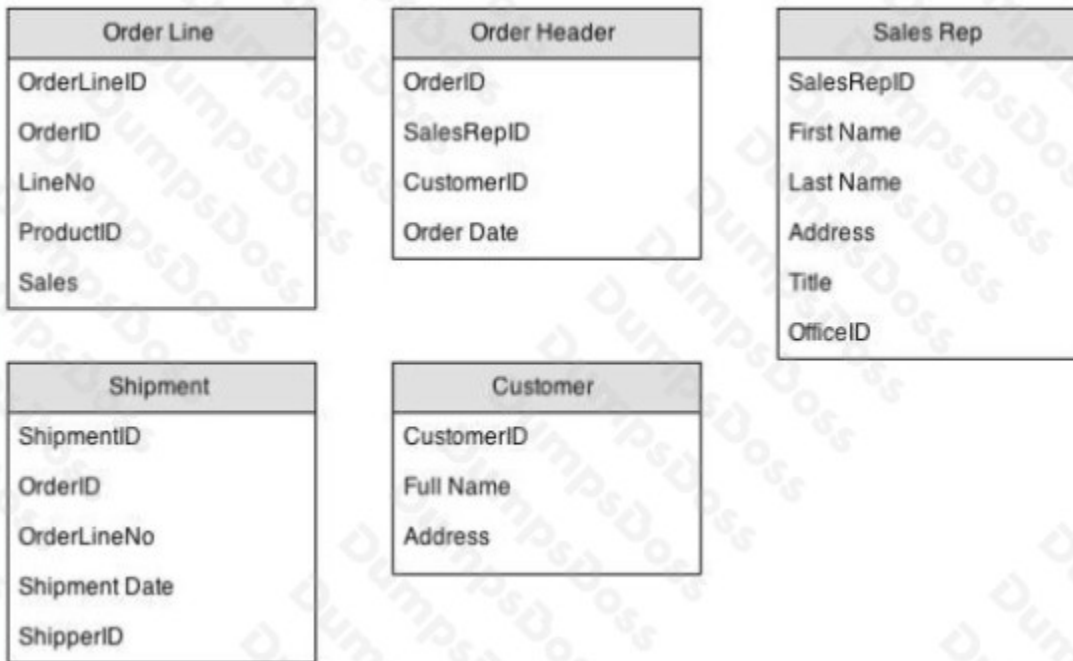
- A. Table box with country as dimension and sales per year as expression
- B. Bar chart with country and year as dimensions and sales as expression
- C. Gauge chart with country as dimension and sales per year as expression
- D. Pivot table with country and year as dimensions and sales as expression

E. Funnel chart with country and year as dimensions and sales as expression

ANSWER: D E

QUESTION NO: 9

Refer to the exhibit.



A data architect loads the tables into OlikView without making any modifications. What can the data architect detect in the table viewer after the load process?

- A. One circular reference
- B. Two circular references
- C. One circular reference and one synthetic key
- D. Two circular references and one synthetic key

ANSWER: B

QUESTION NO: 10

A business analyst has data for these fields

- Year
- Sales Amount
- Product Number
- Country
- Order Number

Which three KPIs may be calculated? (Select three.)

- A.** Average Sales Per Year
- B.** Total Sales by Country
- C.** Total Sales by Customer
- D.** Average Order Sales Amount
- E.** Total Customer Count by Country

ANSWER: A D E