

# DUMPSBOSS.

## Microsoft Power Platform Fundamentals

Microsoft PL-900

Version Demo

Total Demo Questions: 15

Total Premium Questions: 312

Buy Premium PDF

<https://dumpsboss.co>

[support@dumpsboss.co](mailto:support@dumpsboss.co)

support@dumpsboss.co  
dumpsboss.co

## Topic Break Down

Topic	No. of Questions
Topic 2, New Update	132
Topic 3, Describe the business value of Power Platform	23
Topic 4, Identify the Core Components of Power Platform	29
Topic 5, Demonstrate the capabilities of Power BI	36
Topic 6, Demonstrate the capabilities of Power Apps	38
Topic 7, Demonstrate the capabilities of Power Automate	39
Topic 8, Demonstrate the capabilities of Power Virtual Agents	15
<b>Total</b>	<b>312</b>

## QUESTION NO: 1

You have a Microsoft Excel workbook that contains a list of tasks for a project. You store the file in OneDrive for Business.

You need to create a canvas app that allows team members to update the status of their tasks.

What should you use?

- A. the Generate an app from data feature
- B. a custom action in Common Data Service
- C. Power Apps Checker
- D. the Open entity data in Excel feature

**ANSWER: A**

**Explanation:**

Reference:

<https://docs.microsoft.com/en-us/powerapps/maker/canvas-apps/add-data-connection>

## QUESTION NO: 2

A company is building apps to support their business operations. The apps will use connectors to access data from several data sources and respond to a number of events generated by components.

Which two operations can you use for connectors? Each correct answer presents part of the solution.

NOTE: Each correct selection is worth one point.

- A. Triggers
- B. Plug-ins
- C. Actions
- D. Gateways

**ANSWER: C D**

## QUESTION NO: 3 - (HOTSPOT)

HOTSPOT

A company is using Power BI.

The company plans to analyze a large number of datasets. The company is concerned that this may negatively impact performance.

You need to identify and implement features to mitigate any performance issues.

Which features should you use? To answer, select the appropriate options in the answer area.

NOTE: Each correct selection is worth one point.

**Hot Area:**

## Answer Area

### Requirement

Improve performance by reducing table size.

### Feature

	▼
Aggregations	
Formulas	
Modeling view	

Cache data locally on a user's device.

	▼
Import	
Dual	

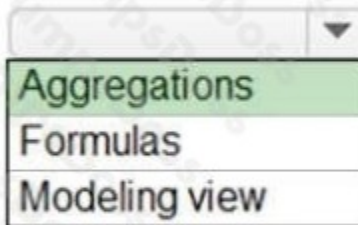
**ANSWER:**

## Answer Area

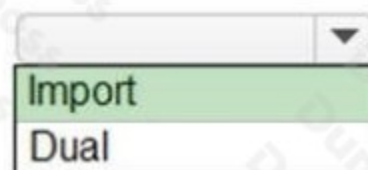
### Requirement

Improve performance by reducing table size.

### Feature



Cache data locally on a user's device.



### Explanation:

Reference: <https://docs.microsoft.com/en-us/power-bi/transform-model/desktop-storage-mode>

## QUESTION NO: 4

You are using Dynamics 365 Sales.

You need to create a Power BI report that includes customer office locations. The City and State columns must be combined to form one column on the report.

What should you do?

- A. Use Power Query Editor to merge columns.
- B. Import the data.
- C. Export data to Microsoft Excel.
- D. Create a view.

## ANSWER: A

### Explanation:

Reference:

<https://support.microsoft.com/en-us/office/merge-columns-power-query-80ec9e1e-1eb6-4048-b500-d5d42d9f0a8d>

## QUESTION NO: 5 - (DRAG DROP)

DRAG DROP

A company plans to implement solutions that use Common Data Service as a data storage.

You need to recommend features to meet the company's needs.

Which features should you recommend? To answer, drag the appropriate features to the correct requirements. Each feature may be used once, more than once, or not at all. You may need to drag the split bar between panes or scroll to view content.

NOTE: Each correct selection is worth one point.

Select and Place:

Features	Requirement	Feature
business rules	Validate data across multiple fields and entities regardless of the app used to create data.	Feature
business process flows	Create visual guides to ensure that users enter data and perform tasks in a consistent manner.	Feature
Common Data Model	Accelerate development by using a standard set of entities for the most common scenarios.	Feature

ANSWER:

Features	Requirement	Feature
business rules	Validate data across multiple fields and entities regardless of the app used to create data.	business rules
business process flows	Create visual guides to ensure that users enter data and perform tasks in a consistent manner.	business process flows
Common Data Model	Accelerate development by using a standard set of entities for the most common scenarios.	Common Data Model

Explanation:

Box 1: business rules

You can create business rules and recommendations to apply logic and validations without writing code or creating plug-ins. Business rules provide a simple interface to implement and maintain fast-changing and commonly used rules.

Box 2: business process flows

Flows Power Automate includes several types of processes, each designed for a different purpose:

- Automated flows. Create a flow that performs one or more tasks automatically after it's triggered by an event.

- Button flows. Perform repetitive tasks simply by tapping a button on your mobile device.
- Scheduled flows. Create a flow that performs one or more tasks on a schedule such as once a day, on a specific date, or after a certain time.
- Business process flows. Ensure that people enter data consistently and follow the same steps every time they work in an app by creating a business process flow.
- Workflows and actions. Dynamics 365 customizers may be familiar with the classic Common Data Service processes, which are workflows and actions.

### Box 3: Common Data Model

Model-driven app design is a component-focused approach to app development. Model-driven app design doesn't require code and the apps you make can be simple or very complex. Unlike canvas app development where the designer has complete control over app layout, with model-driven apps much of the layout is determined for you and largely designated by the components you add to the app.

Reference: <https://docs.microsoft.com/en-us/powerapps/maker/model-driven-apps/guide-staff-through-common-tasks-processes> <https://docs.microsoft.com/en-us/powerapps/maker/model-driven-apps/model-driven-app-overview>

### QUESTION NO: 6 - (DRAG DROP)

A company is implementing a customer service solution by using Dynamics 365 Customer Service. The company is extending the solution to meet additional business requirements.

The solution has the following requirements:

- Customers can log on to a secure website and view the progress of customer service tickets.
- Refund requests over a certain value can be automatically sent for managerial approval in Microsoft Teams.
- Create a custom page showing a gallery of pictures within the Dynamics 365 Customer Service app.

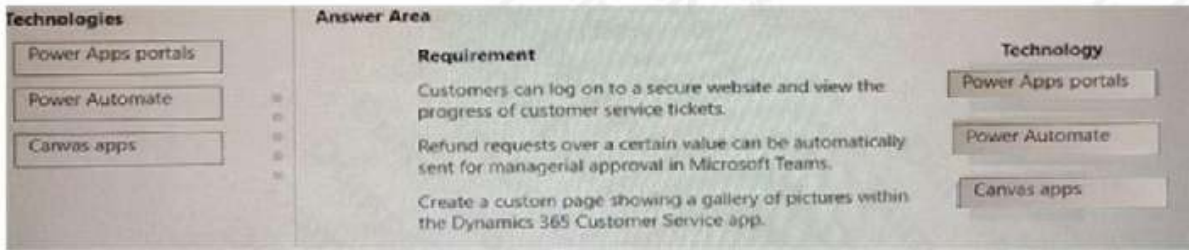
You need to use Microsoft Power Platform technologies to implement the solution.

Which technology should you use? To answer, drag the appropriate technologies to the correct requirements. Each technology may be used once, more than once, or not at all. You may need to drag the split bar between panes or scroll to view content.

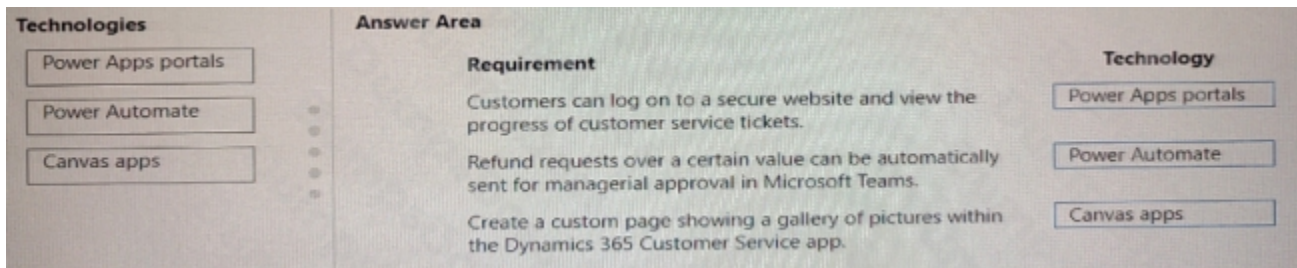
NOTE: Each correct selection is worth one point.

Technologies	Requirement	Technology
<input type="checkbox"/> Power Apps portals	Customers can log on to a secure website and view the progress of customer service tickets.	<input type="text"/>
<input type="checkbox"/> Power Automate	Refund requests over a certain value can be automatically sent for managerial approval in Microsoft Teams.	<input type="text"/>
<input type="checkbox"/> Canvas apps	Create a custom page showing a gallery of pictures within the Dynamics 365 Customer Service app.	<input type="text"/>

**ANSWER:**



## Explanation:



## QUESTION NO: 7

A company uses Dynamics 365 Supply Chain Management.

The company wants to build customer user interfaces that add additional functionality.

You need to recommend a solution for the company.

What should you recommend?

- A. Power BI
- B. Power Apps canvas apps
- C. AI Builder
- D. Microsoft Flow

## ANSWER: B

## Explanation:

Microsoft Power Apps provides a consistent experience for building apps and extending Office 365 and Dynamics 365. Investments include enhancements on Unified Interface, support for embedding canvas apps in model-driven apps and native support of the Common Data Service for Apps.

Reference: <https://powerapps.microsoft.com/en-us/roadmap/>

## QUESTION NO: 8

A company is implementing Power Automate to streamline operations.

The head of customer support relations needs a Power Automate flow that texts a manager when an email meets the following criteria:

- The email is sent as high priority.
- The email is from a customer.

You need to identify how the flow's decision point will know whether the criteria are met. What should you use?

- A. data operations
- B. expressions
- C. variables
- D. actions
- E. triggers

**ANSWER: C**

## QUESTION NO: 9

A company using Power Platform is implementing Power BI. The company plans to connect to several data sources and create reports and dashboards.

You need to identify the data sources they can connect to.

Which two data sources should you use? Each correct answer presents a complete solution.

NOTE: Each correct selection is worth one point.

- A. Microsoft Excel
- B. Microsoft Dataverse
- C. Microsoft OneNote
- D. Microsoft Word

**ANSWER: A B**

## QUESTION NO: 10 - (HOTSPOT)

HOTSPOT

You are planning to use the Business Card Reader and Sentiment Analysis prebuilt AI models to build solutions.

For each of the following statements, select Yes if the statement is true. Otherwise, select No.

NOTE: Each correct selection is worth one point.

Hot Area:

## Answer Area

### Statement

Yes

No

The Business Card Reader model can be used with both Power Automate and Power Apps.

The Sentiment Analysis model can be used Power Automate only.

ANSWER:

## Answer Area

### Statement

Yes

No

The Business Card Reader model can be used with both Power Automate and Power Apps.

The Sentiment Analysis model can be used Power Automate only.

Explanation:

Reference:

<https://docs.microsoft.com/en-us/ai-builder/business-card-reader-component-model-driven> <https://docs.microsoft.com/en-us/ai-builder/flow-business-card-reader> <https://docs.microsoft.com/en-us/ai-builder/flow-sentiment-analysis>

## QUESTION NO: 11

A company wants users to start using Power Automate to improve personal productivity.

You need to create a flow.

Which two elements must you include? Each correct answer presents part of the solution.

NOTE: Each correct selection is worth one point.

- A. expression
- B. condition
- C. action
- D. trigger

**ANSWER: C D**

**Explanation:**

Reference:

<https://docs.microsoft.com/en-us/power-automate/get-started-logic-flow>

**QUESTION NO: 12**

You are using the Power BI service to view a visual on a report that has been shared with you. You need to add the visual to a dashboard as a tile. Which action should you perform?

- A. Copy
- B. Spotlight
- C. Export data
- D. Pin

**ANSWER: D**

**QUESTION NO: 13**

A company creates canvas apps for its sales team.

A user creates a canvas app from a data source.

You need to determine the screens created.

Which three screens should you identify? Each correct answer presents part of the solution.

NOTE: Each correct selection is worth one point.

- A. welcome
- B. edit/create
- C. browse

D. details

E. delete

**ANSWER: B C D**

## QUESTION NO: 14

You need to implement Microsoft Business Applications along with the Microsoft Power Platform.

Which three Microsoft products are part of the Power Platform? Each correct answer presents a complete solution.

NOTE: Each correct selection is worth one point.

A. Power Apps

B. Azure Active Directory

C. Power Automate

D. Azure Machine learning

E. Power BI

**ANSWER: A C E**

## QUESTION NO: 15

You create a set of dashboards and reports for a project team that combines data from different sources in Power BI. Some of the data is considered sensitive.

You need to distribute the dashboards and reports securely to the team.

What should you create?

A. a custom data connector

B. a published app

C. a Microsoft flow

D. a Power BI workspace

**ANSWER: B**

**Explanation:**

Reference:

<https://docs.microsoft.com/en-us/power-bi/service-how-to-collaborate-distribute-dashboards-reports>