

DUMPSBOSS.

Building HPE Hybrid IT Solutions (Rev. 19.41)

HP HPE0-V14

Version Demo

Total Demo Questions: 10

Total Premium Questions: 107

Buy Premium PDF

<https://dumpsboss.co>

support@dumpsboss.co

support@dumpsboss.co
dumpsboss.co

QUESTION NO: 1

A customer needs to locate an exact time when a link down event occurred at the FC port of Nimble storage

Which on-premises tool can the customer use?

- A. Embedded UEFI Diagnostics
- B. HPE Nimble Storage web-based user interface
- C. HPE StoreServ Management Console
- D. HPE InfoSight


ANSWER: D

Explanation:

Reference: <https://assets.ext.hpe.com/is/content/hpedam/documents/4aa4-8000-8999/4aa48543/4aa4-8543enw.pdf>

QUESTION NO: 2

Refer to the exhibit.



You observed some high temperature alerts on a switch shown in the middle rack of the exhibit. The cooling in the data center is following best practices for the layout in the exhibit. The switch is an HPE 5945 series switch, and all the fans are operating normally. The switch is racked so that its ports face the rear of the rack. The administrator noticed the fan modules have red handles.

What should the administrator do to resolve the issue?

- A. Replace the fan modules with port-to-power fan modules.
- B. Add additional fan modules to the switch.
- C. Replace the fan modules with power-to-port fan modules.
- D. Change the fan direction with the fan preferred direction command.

ANSWER: D

QUESTION NO: 3

A customer needs to integrate a new digital video surveillance solution into their existing environment and available network ports. The solution needs to include redundant hypervisor servers and a redundant SAN with a shared Fibre Channel attached storage array.

You plan to propose the following configuration:

- 2 HPE DL380 Gen10 servers with dual processors, 384 GB of memory, dual port 10 Gb NIC, and High Performance Fan Kit
- 1 HPE MSA 2050 Dual Controller Storage Array with 24x 1.8 TB 10 K SAS drives and 96x 7.2K NL drives
- 4 VMware vSphere Standard licenses
- 1 VMware vCenter Server Foundation licenses
- 5 year 24x7x4 support for all equipment

What must be added to the configuration to provide a complete solution? (Choose two.)

- A. 2 HPE 10/25 Gb 2-port 622FLR-SFP28 CNA
- B. 2 HPE FlexFabric 5710 switches
- C. 2 Aruba 8320 switches
- D. 2 HPE SN3000B switches
- E. 2 HPE StoreFabric SN1200E 16 Gb Dual Port FC HBAs

ANSWER: C E

QUESTION NO: 4

Which backup targets are available from an HPE StoreOnce backup system? (Choose two.)

- A. VTL
- B. Catalyst
- C. NVMe
- D. S3
- E. iSCSI

ANSWER: A B

Explanation:

Reference: https://support.hpe.com/hpesc/public/docDisplay?docId=emr_na-c03824941

QUESTION NO: 5 - (DRAG DROP)

DRAG DROP

A customer is considering an upgrade of their networking infrastructure with HPE FlexFabric 5940 series switches.

Match the fan tray option with the airflow direction.

Select and Place:

Answer Area

	<input type="text"/>	HPE 58x0AF Power-to-Port Airflow Fan Tray
<input type="text" value="Front to back"/>	<input type="text"/>	HPE 58x0AF Port-to-Power Airflow Fan Tray
<input type="text" value="Back to front"/>	<input type="text"/>	HPE X711 Port-to-Power Airflow High Volume Fan Tray
	<input type="text"/>	HPE X712 Power-to-Port Airflow High Volume Fan Tray

ANSWER:

Answer Area

	<input type="text" value="Back to front"/>	HPE 58x0AF Power-to-Port Airflow Fan Tray
<input type="text" value="Front to back"/>	<input type="text" value="Front to back"/>	HPE 58x0AF Port-to-Power Airflow Fan Tray
<input type="text" value="Back to front"/>	<input type="text" value="Front to back"/>	HPE X711 Port-to-Power Airflow High Volume Fan Tray
	<input type="text" value="Back to front"/>	HPE X712 Power-to-Port Airflow High Volume Fan Tray

Explanation:

QUESTION NO: 6

When is it appropriate for a customer to implement HPE OneView Standard?

- A. To manage multiple servers
- B. To monitor their services
- C. To enable the Advanced iLO license

D. To update firmware

ANSWER: B

Explanation:

Reference: <https://h20195.www2.hp.com/v2/GetPDF.aspx/c04111367.pdf>

QUESTION NO: 7 - (DRAG DROP)

DRAG DROP

Match each characteristic to the correct storage type.

Select and Place:

Answer Area

DAS

Allows access to volumes over FCP and iSCSI protocols

NAS

Ability to share file-based storage across an Ethernet network

Storage
Array

Allows shared block level access over a network

JBOD storage connected to one server using SAS

ANSWER:

Answer Area

DAS	Storage Array	Allows access to volumes over FCP and iSCSI protocols
NAS	NAS	Ability to share file-based storage across an Ethernet network
Storage Array	Storage Array	Allows shared block level access over a network
	DAS	JBOD storage connected to one server using SAS

Explanation:

Reference:

<https://www.excitingip.com/1358/jbod-just-a-bunch-of-disks/>

<https://www.enterprisestorageforum.com/storage-networking/nas-vs.-san-differences-and-use-cases.html>

QUESTION NO: 8

Which factors are used to determine RAM configuration maximum memory capacity? (Choose two.)

- A. number and model of qualified processors
- B. largest DIMM capacity qualified on the server
- C. speed of the DIMMs being used
- D. number of cores in the processor
- E. number of PCIe slots

ANSWER: A B

Explanation:

Reference: https://support.hpe.com/hpesc/public/docDisplay?docLocale=en_US&docId=emr_naa00027959en_us

QUESTION NO: 9

You are installing an HPE Nimble HF20 into a customer's existing rack.

Prior to installation, what should you consider?

- A. An HPE Nimble array has left-to-right airflow
- B. HPE recommends installing the HPE Nimble array at the top of the rack
- C. The HPE Nimble array will require 3-phase power
- D. HPE recommends racks with a depth of 1200 mm

ANSWER: D

Explanation:

Reference: <https://h20195.www2.hpe.com/v2/GetPDF.aspx/a00008274enw.pdf>

QUESTION NO: 10 - (HOTSPOT)


HOTSPOT

A solution integrator is installing new equipment to the rack.


Click the recommended location for HPE R/T3000 Extended Runtime Module.


Hot Area:











Explanation: