

DUMPSBOSS.

NetApp Certified Data Administrator-ONTAP

Netapp NS0-161

Version Demo

Total Demo Questions: 10

Total Premium Questions: 60

Buy Premium PDF

<https://dumpsboss.co>


support@dumpsboss.co

support@dumpsboss.co
dumpsboss.co

QUESTION NO: 1

Click the Exhibit button.

Correct Design Diagram



Current Connections

```
cluster1::> network device-discovery show
```

Node/ Protocol	Local Port	Discovered Device	Interface	Platform
node1/cdp	e0c	Nexus1 (SSI142311PD)	tengigabitethernet1/1/1	N5K-C5010P-BF
	e0d	Nexus1 (SSI142311PD)	tengigabitethernet1/1/2	N5K-C5010P-BF
node2/cdp	e0c	Nexus2 (SSI142311KK)	tengigabitethernet2/1/2	N5K-C5010P-BF
	e0d	Nexus2 (SSI142311KK)	tengigabitethernet2/1/1	N5K-C5010P-BF

4 entries were displayed.

```
cluster1::> network port ifgrp show
```

Node	Port ifgrp	Distribution Function	MAC Address	Active Ports	Ports
node1	a0a	ip	b8:f8:7a:20:00	partial	e0c, e0d
node2	a0a	ip	07:26:60:02:00	partial	e0c, e0d

You configured LACP between a 2-node AFF 220 system and two Ethernet switches using multichassis Ether-channel for redundancy. You sent the network connection diagram in the exhibit to your network team to cable and configure the switch. You noticed partial connectivity on the AFF A220 for the interface groups.

Referring to the exhibit, which two statements are correct? (Choose two.)

- A. ONTAP does not have a multichassis Ether-channel feature.
- B. The network team forgot to verify the port channel members.
- C. 10 GbE ports are not supported with the AFF A220.

D. The storage cabling to the switches is incorrect.

ANSWER: A D

QUESTION NO: 2

You are asked to create a new SVM to serve SMB data using Active Directory authentication.

Which two requirements must be satisfied prior to serving data? (Choose two.)

- A. DNS must be enabled and configured correctly.
- B. The CIFS license must be installed on the storage system.
- C. An intercluster LIF must be created for serving SMB data.
- D. An administrative user must be created for the SMB SVM.

ANSWER: A B

QUESTION NO: 3

Click the Exhibit button.

You are configuring a NetApp cluster to communicate on VLAN 1. However, the new LIF is unable to communicate with any host in the VLAN. The network administrator has configured the switch port as an access (untagged) port on VLAN 1 and says that the VLAN is non-routed.

```
alphanal1::> vlan show -node alphanal-01 -vlan-name e0c-1
Node: alphanal-01
VLAN Name: e0c-1
Associated Network Port: e0c
Network Switch VLAN Identifier: 1
MAC address: 02:a0:98:76:e5:da

alphanal1::>net int show -vserver lab-fs1
(network interface show)
Vserver      Logical      Status      Network      Current      Current      Is
-----      -
Interface    Admin/Cper   Address/Mask Node          Port         Home
-----
lab-fs1      lab-fs1_lif1 up/up        10.1.100.199/24 alphanal-01 e0c-1       true

alphanal1::> net route show -vserver lab-fs1
(network route show)
There are no entries matching your query.

alphanal1::> network ping -vserver lab-fs1 -lif lab-fs1_lif1 -destination 10.1.100.1
no answer from 10.1.100.1

alphanal1::> network ping -vserver lab-fs1 -lif lab-fs1_lif1 -destination 10.1.100.2
no answer from 10.1.100.2
```

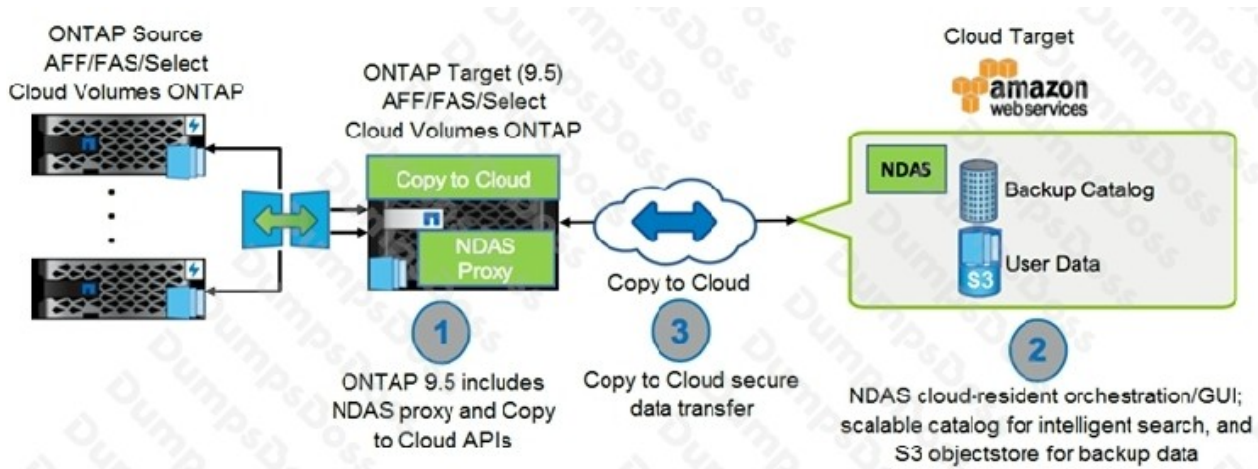
Referring to the exhibit, what would you do to troubleshoot this problem? (Choose the best answer.)

- A. Verify that there is not IP address conflict on the network.
- B. Reconfigure the LIF to be on port e0c.
- C. Add a default gateway.
- D. Verify that the network cabling is working properly.

ANSWER: B

QUESTION NO: 4

Click the Exhibit button.



Referring to the exhibit, which LIF role is required to copy to cloud with this NetApp Data Availability Services (NDAS) solution? (Choose the best answer.)

- A. node management
- B. cluster
- C. data
- D. intercluster

ANSWER: D

Explanation:

https://docs.netapp.com/us-en/occm/task_backup_from_onprem.html#requirements

QUESTION NO: 5

Click the Exhibit button.

Name:

FabricPool: The SVM does not contain any FabricPool-enabled aggregates.
[Configure a Cloud tier.](#) [Learn more.](#)

Aggregate:

Select Aggregate

Aggregate	Available Size	Disk Type	FabricPool	Encrypted
AGGR_1	281.32 GB	SSD	No	No

Storage Type

NAS (Used for CIFS or NFS access)

Data Protection (Used as destination for snapshots)

Size

Total Size:

Snapshot Reserve (%):

Data Space:

Snapshot Space:

Space Reserve

Space Reserve (optional):

[Tell me more about space reservation](#)

OK Cancel

Your manager asks you to create a new FlexVol on an aggregate called AGGR_2. When you click “Create new FlexVol”, you are unable to select AGGR_2 to create the new volume.

Referring to the exhibit, which two SVM settings solve this problem? (Choose two.)

- A. Change the aggregate security style of AGGR_2 to UNIX.
- B. Use the volume move option and reallocate the SVMs root volume to AGGR_2.
- C. In the resource allocation tab, select the “Do not delegate volume creation” option.
- D. In the resource allocation tab, select the “Delegate volume creation” option and select AGGR_2.

ANSWER: B C

QUESTION NO: 6

Your company requires that all data must be encrypted in flight to prevent data from falling into the wrong hands.





What are two ways to accomplish this task? (Choose two.)

- A. Ensure that SnapMirror compression is enabled in all SnapMirror relationships.
- B. Modify your cluster peering relationships to support cluster peering encryption.
- C. Enable Multi-Factor Authentication (MFA) for your SnapMirror relationships.
- D. Ensure that all intercluster replication traffic is done through a VPN tunnel.

ANSWER: B C

QUESTION NO: 7

Click the Exhibit button.

FC Ports				
Node	2a	2b	2c	2d
A800_1				
	32 Gb/s	32 Gb/s	32 Gb/s	32 Gb/s
WWPN	50:0a:09:81:80:71:50:b2	50:0a:09:82:80:71:50:b2	50:0a:09:83:80:71:50:b2	50:0a:09:84:80:71:50:b2
Network Interface	6	2	1	0
Data Link Rate	32 Gb/s	32 Gb/s	32 Gb/s	32 Gb/s
Port Address	a0000	a0100	a0200	a0300
Protocol	FC, NVMe	FC, NVMe	FC, NVMe	FC, NVMe

A customer has an issue with performance on an NVMe solution. The SVM is using all four ports shown in the exhibit.

In this scenario, how would the customer improve the host performance? (Choose the best answer.)

- A. Change the SFP+ in the controllers from 32 Gbps to 64 Gbps.
- B. Move all of the network interfaces to port 2a.
- C. Move some of the network interfaces from 2a to 2c and 2d.
- D. Remove support of the FC protocol and only use NVMe.

ANSWER: C

QUESTION NO: 8

Click the Exhibit button.

```

cluster1::> volume show -vserver vs2 -is-constituent *
Vserver  Volume  Aggregate  State  Type  Size  Available  Used%
-----  -
vs2      fg1     -          online RW    200TB  76TB      62%
vs2      fg1_0001 aggr1     online RW    25TB   10MB      99%
vs2      fg1_0002 aggr2     online RW    25TB   12TB      52%
vs2      fg1_0003 aggr1     online RW    25TB   10TB      60%
vs2      fg1_0004 aggr2     online RW    25TB   11TB      60%
vs2      fg1_0005 aggr1     online RW    25TB   10TB      56%
vs2      fg1_0006 aggr2     online RW    25TB   12TB      52%
vs2      fg1_0007 aggr1     online RW    25TB   10TB      60%
vs2      fg1_0008 aggr2     online RW    25TB   11TB      56%

cluster1::> aggr show
Aggregate  Size  Available  Used%  State  #Vols  Nodes  RAID Status
-----  -
aggr1     300TB  103.71TB  65%   online  30    cluster1-01  raid_dp, normal
aggr0_root 368.4GB 15.83GB  96%   online  1    cluster1-02  raid_dp, normal
aggr2     300TB  176.51TB  41%   online  25    cluster1-02  raid_dp, normal
aggr0_root 368.4GB 15.83GB  96%   online  1    cluster1-01  raid_dp, normal
4 entries were displayed

```

You have an ONTAP cluster that is running a FlexGroup that is serving SMB data out to various users. One of the users receives an error when trying to modify an existing file.

What is the cause of the problem? (Choose the best answer.)

- A. The FlexGroup is full
- B. The constituent is full
- C. The FlexGroup is offline
- D. The aggregate is full

ANSWER: B

QUESTION NO: 9

Your customer has an NTFS volume that they want to access over both SMB and NFS. The client explains that SMB access works fine, but the clients are unable to NFS mount the volume. What are three reasons that would cause this issue? (Choose three.)

- A. There is no export-policy rule for the NFS clients.
- B. The NSF server is not configured.
- C. Multi-protocol is not licensed on the cluster.
- D. The volume security style must be changed to UNIX.

E. The LIF data protocol does not allow NFS.

ANSWER: A B E

QUESTION NO: 10

Click the Exhibit button.

```
cluster1::> volume efficiency config -volume vol1, vol2

Vserver:                SVM1
Volume                  vol1
Schedule:               -
Policy:                 files_new
Compression             true
Inline Compression:     true
Inline Dedupe:          true
Data Compaction:        true
Cross Volume Inline Deduplication: false

Vserver:                SVM1
Volume                  vol2
Schedule:               -
Policy:                 auto
Compression             true
Inline Compression:     true
Inline Dedupe:          true
Data Compaction:        true
Cross Volume Inline Deduplication: true
```

The volumes shown in the exhibit, vol1 and vol2, are in the same AFF aggregate. You write the same large 100 GB file to both vol1 and vol2.

Based on the volume efficiency settings, which action occurs? (Choose the best answer.)

- A. The files are deduplicated at the volume level.
- B. The files are deduplicated at the SVM level by SVM1.
- C. The files are deduplicated at the aggregate level.

D. The files are queues for a background deduplication schedule.

ANSWER: C

Explanation:

<https://docs.netapp.com/ontap-9/index.jsp?topic=%2Fcom.netapp.doc.dot-cm-vsmg%2FGUID-B648F44B-AEC>