

# DUMPSBOSS.

**Certified Lean Six Sigma Black Belt (CLSSBB)**

**GAQM CLSSBB**

**Version Demo**

**Total Demo Questions: 15**

**Total Premium Questions: 300**

**Buy Premium PDF**

**<https://dumpsboss.co>**

**[support@dumpsboss.co](mailto:support@dumpsboss.co)**

**support@dumpsboss.co**  
**dumpsboss.co**

## QUESTION NO: 1

All the data points that represent the total set of information of interest is called the \_\_\_\_\_.

- A. Population
- B. Sample
- C. Frame
- D. Spread

**ANSWER: A**

## QUESTION NO: 2

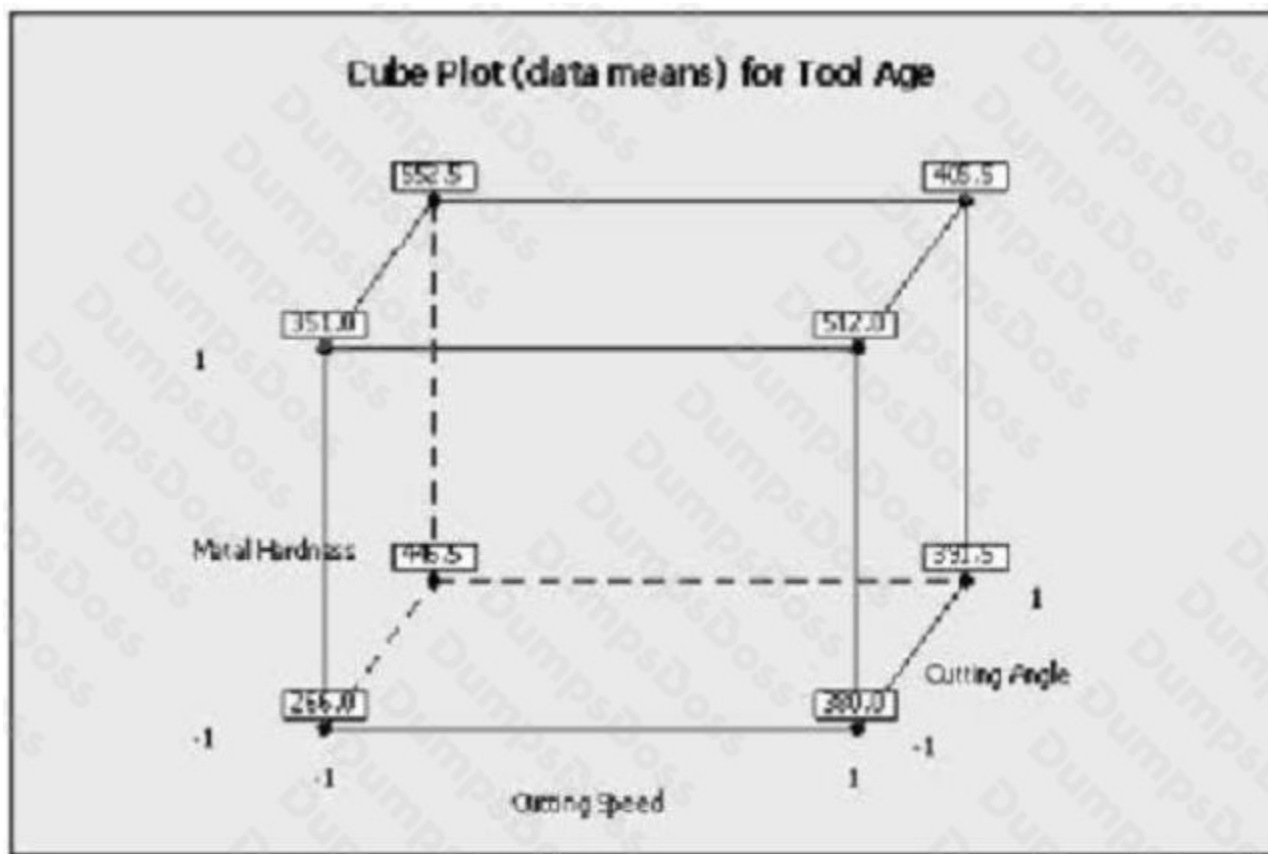
The English words used for the 5S's are Sorting, Straightening, \_\_\_\_\_, \_\_\_\_\_ and Sustaining. (Note: There are 2 correct answers).

- A. Shaping
- B. Shining
- C. Standardizing
- D. Signing

**ANSWER: B C**

## QUESTION NO: 3

Which statement(s) are correct about the Factorial Plot shown here? (Note: There are 3 correct answers).



- A. When the cutting speed increased from low to high level, the tool age increases
- B. The coefficient of the metal hardness is positively related to the output of tool age
- C. The coded coefficient is lower for cutting speed than the cutting angle related to the output of tool age
- D. These plots prove a statistically significance factor with 95% confidence
- E. These plots are an example of interaction plots

**ANSWER: A B C**

#### QUESTION NO: 4

The Mann-Whitney test is a powerful test and is unique to situations from which of the choices listed? (Note: There are 2 correct answers).

- A. Testing the identity of two populations
- B. Focuses on equality of the Median of the two populations
- C. Less powerful than the traditional "t-test"

D. More widely applicable than the traditional “t-test”

ANSWER: B D

QUESTION NO: 5

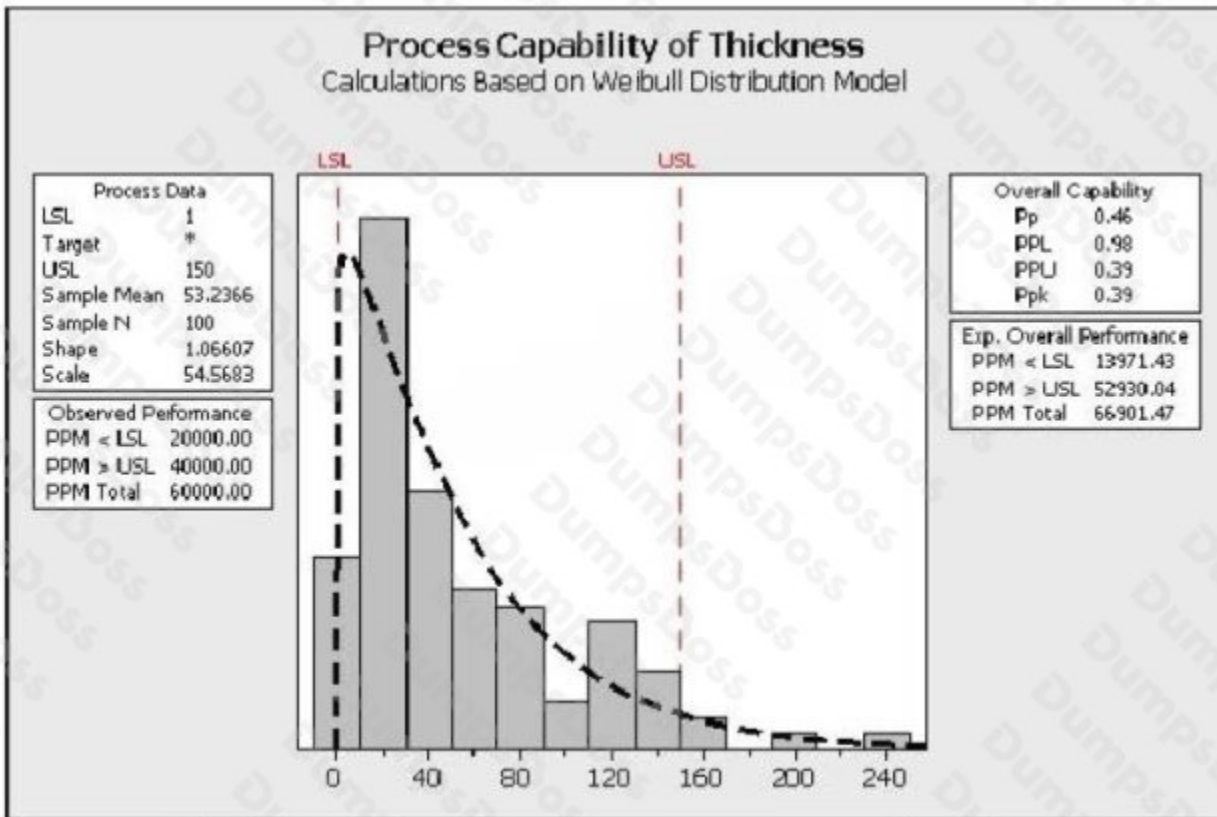
For a Normal Distribution as samples size increases the Range in Mean and Standard Deviation decrease relative to the Mean and Standard Deviation of the population.

- A. True
- B. False

ANSWER: A

QUESTION NO: 6

Review the analysis shown here. Which statements are true about the process? (Note: There are 3 correct answers).



- A. The initial focus for this project would be to determine why the thicknesses are so frequently too low

- B. The majority of the process is closer to the lower specification limit
- C. This process is described with the Weibull Distribution
- D. The process has more problems with Variation than Centering
- E. The process follows a non-normal distribution with the given data

**ANSWER: B D E**

## QUESTION NO: 7

Cost of Poor Quality (COPQ) can be classified as Visible Costs and Hidden Costs. Which of these items is a Visible Cost?

- A. Lost Customer Loyalty
- B. Time Value of Money
- C. Returns
- D. Late Delivery

**ANSWER: C**

## QUESTION NO: 8

Special Cause Variation falls into which two categories? (Note: There are 2 correct answers).

- A. Natural
- B. Short term
- C. Assignable
- D. Pattern

**ANSWER: C D**

## QUESTION NO: 9

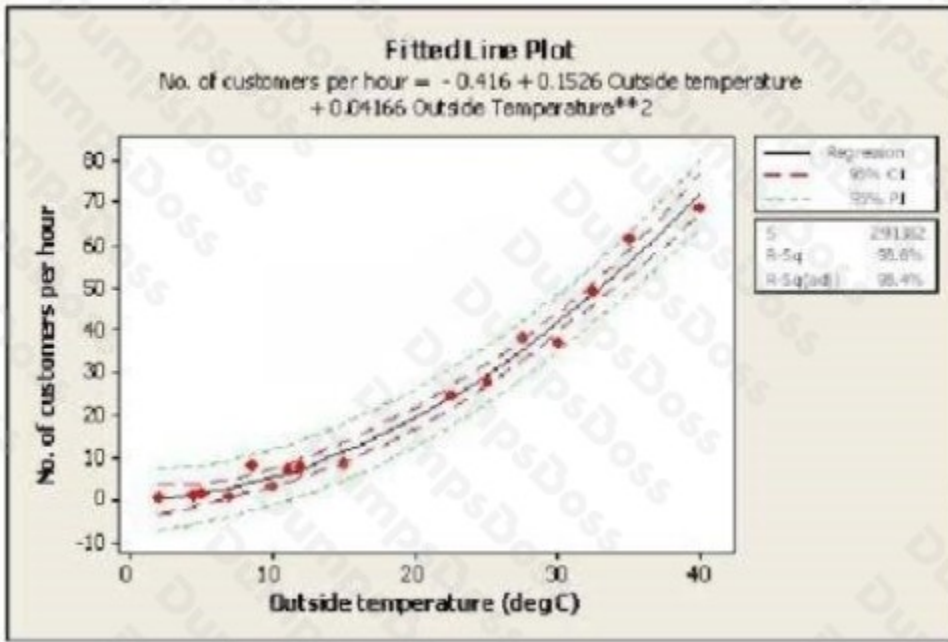
An ANOVA used across many dependent variables could increase the Beta risk.

- A. True
- B. False

ANSWER: B

QUESTION NO: 10

Which statement(s) are correct about the Regression shown here? (Note: There are 2 correct answers).

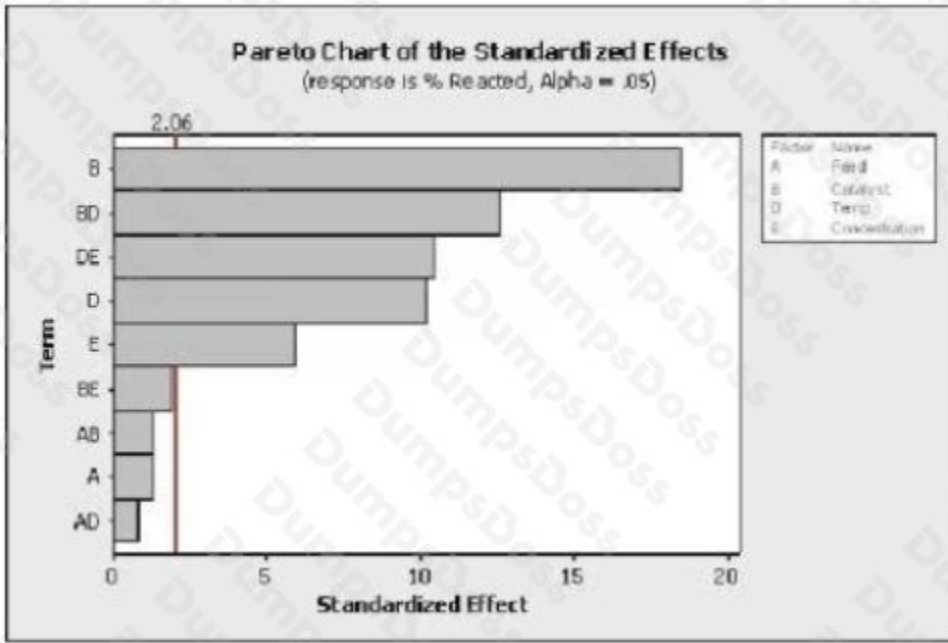


- A. The dependent variable is the outside temperature
- B. The relationship between outside temperature and number of customers per hour is a Linear Regression
- C. The dashed lines indicate with 95% confidence where all of the process data should fall between
- D. The dashed lines indicate with 95% confidence the estimate for the Quadratic Regression Line
- E. The predicted number of customers per hour is close to 5 if the outside temperature is 10 deg C

ANSWER: D E

QUESTION NO: 11

Which statement(s) are correct about the Pareto Chart shown here for the DOE analysis? (Note: There are 2 correct answers).

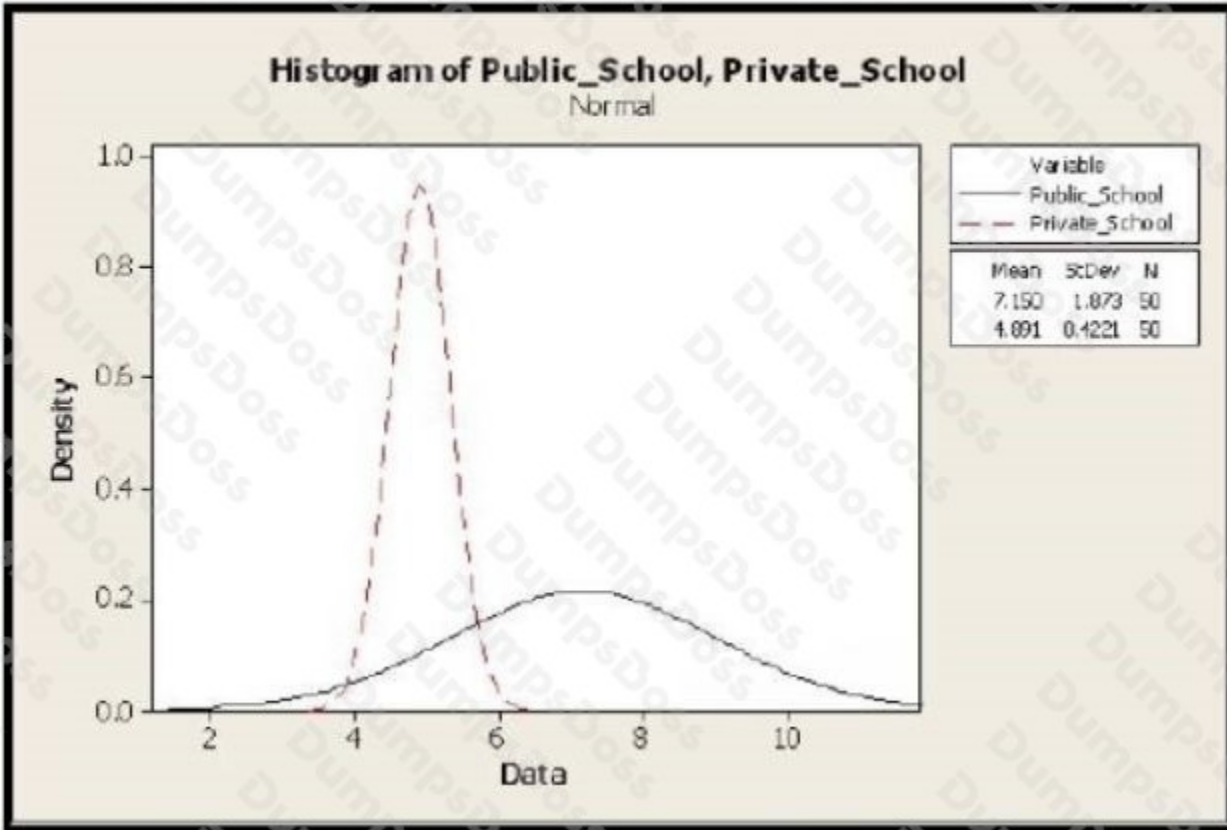


- A. It is unknown from this graph how many factors were in the Experimental Design
- B. The factors to keep in the mathematical model are E, D, DE, BD and B with an alpha risk equal to 2.06
- C. The effects to keep in the mathematical model are E, D, DE, BD and B with an alpha risk equal to 0.05
- D. The factors to keep in the mathematical model with a 5% alpha risk are BE, AB, A and AD

**ANSWER: A C**

**QUESTION NO: 12**

The class score distribution of schools in a metropolitan area is shown here along with an analysis output. Comment on the statistical significance between the Means of the two distributions. Select the most appropriate statement.



Two-sample t for Private\_School vs Public\_School

	N	Mean	StDev	SE Mean
Private_School	50	4.891	0.422	0.060
Public_School	50	7.15	1.87	0.26

Difference =  $\mu$  (Private\_School) -  $\mu$  (Public\_School)

Estimate for difference: -2.259

99% CI for difference: (-2.985, -1.534)

T-Test of difference = 0 (vs not =): T-Value = -8.32 p-Value = 0.000 DF = 53

- A. The two class Means are statistically different from each other
- B. The two class Means statistically not different from each other
- C. Inadequate information on class Means to make any statistical conclusions
- D. A visual comparison shows that class Means are not statistically different
- E. A visual comparison shows that class Means are statistically different

**ANSWER: A****QUESTION NO: 13**

Which of these graphs demonstrates conditions which would be sufficient to enable OCAP for the process?

- A. Xbar Chart
- B. Time Series Chart
- C. Neither
- D. Both

**ANSWER: A****QUESTION NO: 14**

For the data set shown here which of these statements is/are true?

Grade A	Grade B	Grade C
0.917	1.1	0.63
0.68	0.173	4.17
1.74	0.24	0.6
0.3	0.67	0.84
0.33	6.94	0.22
4.13		

- A. Hypothesis Testing of Means or Medians cannot be done since there are an unequal number of observations for the 3 samples
- B. A Paired T-test would be applicable for comparing Grade B and Grade A since they follow each other in the data set
- C. Grade A has the lowest sample Mean of the 3 samples
- D. Grade A has a higher sample Mean than Grade B

**ANSWER: C****QUESTION NO: 15**

An operator checks that all boxes being packed contain enough products to fill the box. However, each box getting filled has a different number of products in it. This is a Reproducibility problem, not a Repeatability problem.

- A. True
- B. False

**ANSWER: B**