

# DUMPSBOSS.

**Red Hat Certified Specialist in Virtualization  
exam(RH318)**

RedHat EX318

**Version Demo**

**Total Demo Questions: 5**

**Total Premium Questions: 12**

**Buy Premium PDF**

<https://dumpsboss.co>

[support@dumpsboss.co](mailto:support@dumpsboss.co)

[support@dumpsboss.co](mailto:support@dumpsboss.co)  
[dumpsboss.co](https://dumpsboss.co)

## QUESTION NO: 1 - (SIMULATION)

Task 7

Will provide an image file ([http://content.example.com/rhv4.1/x86\\_64/dvd/rhelimex-lab.raw](http://content.example.com/rhv4.1/x86_64/dvd/rhelimex-lab.raw)), import it into the Data domain and create a virtual machine.

Create a template with the name "Materl" based on this virtual machine

The template Instance type option is "tiny"

Operating system option is "rhel7"

Optimized for option is "server"

**ANSWER: SeethestepsbelowforSolution.**

**Explanation:**

#Mirror image

wget [http://content.example.com/rhv4.1/x86\\_64/dvd/rhel-imex-lab.raw](http://content.example.com/rhv4.1/x86_64/dvd/rhel-imex-lab.raw)

#Note: pass tls upload the image, it must be loaded locally CA certificate

firefox <http://rhvm.lab.example.com/ovirt-engine/services/pki-resource?resource=ca-certificate&format=X509-PEM-CA>

## QUESTION NO: 2 - (SIMULATION)

Task 5

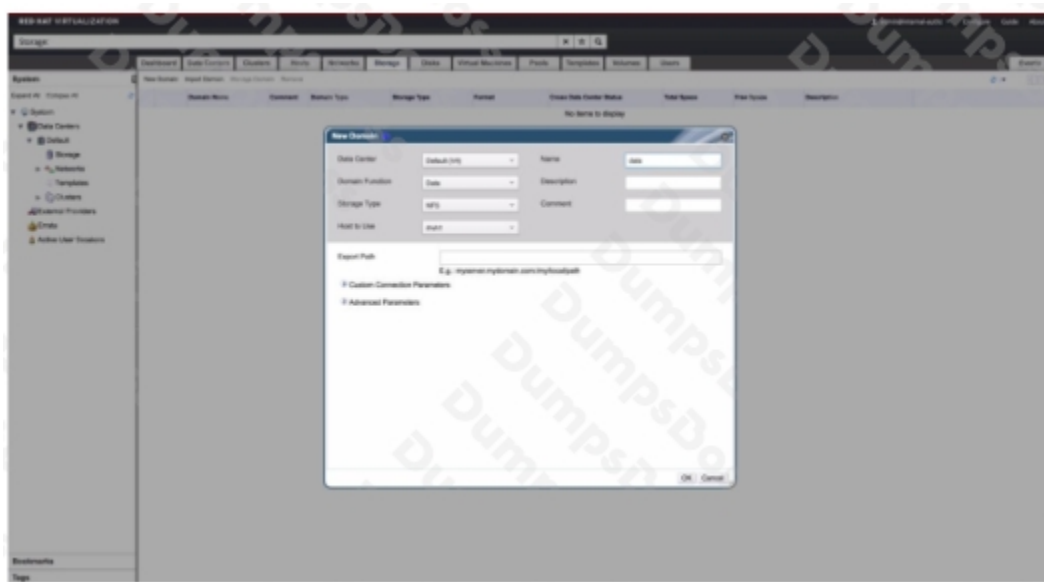
Mount three storage domains (from Task 2)Note: The nfs-server service may not be started

**ANSWER: SeethestepsbelowforSolution.**

**Explanation:**

Steps in Exhibits below

System -> Storage -> New Domain



### QUESTION NO: 3 - (SIMULATION)

#### Task 7

Will provide an image file ([http://content.example.com/rhv4.1/x86\\_64/dvd/rhelimex-lab.raw](http://content.example.com/rhv4.1/x86_64/dvd/rhelimex-lab.raw)), import it into the Data domain and create a virtual machine.

Create a template with the name "MaterlI" based on this virtual machine

The template Instance type option is "tiny"

Operating system option is "rhel7"

Optimized for option is "server"

**ANSWER: SeethestepsbelowforSolution.**

#### Explanation:

#Mirror image

```
wget http://content.example.com/rhv4.1/x86_64/dvd/rhel-imex-lab.raw
```

#Note: pass tls upload the image, it must be loaded locally CA certificate

```
firefox http://rhvm.lab.example.com/ovirt-engine/services/pki-resourc
```

```
e?resource=ca-certificate&format=X509-PEM-CA
```

### QUESTION NO: 4 - (SIMULATION)

#### Task 10

Create a role with next permissions: can create a datacenter, cannot delete a datacenter.

Authorize this role to the user dcmanager

Create a role with next permissions: can delete disk, cannot create disk.

Authorize this role to the user diskmanager

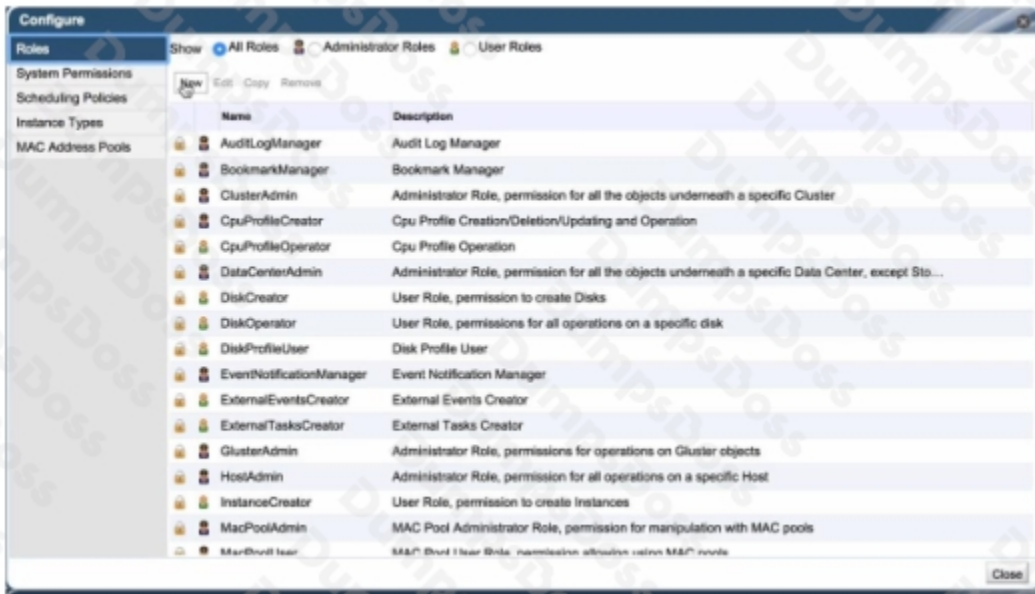
NOTE: The role name is arbitrary, only check the permissions.

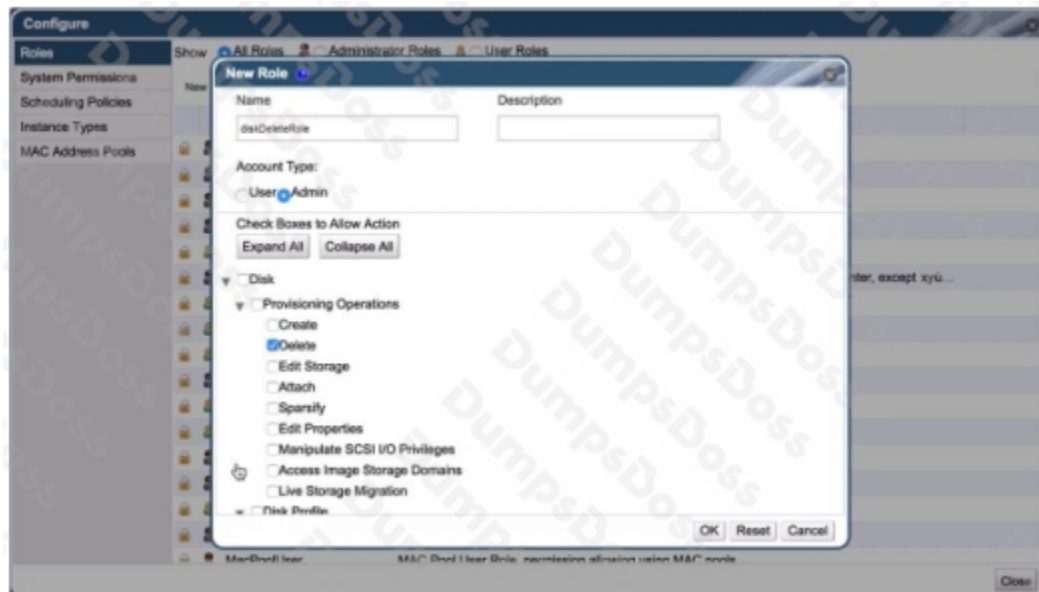
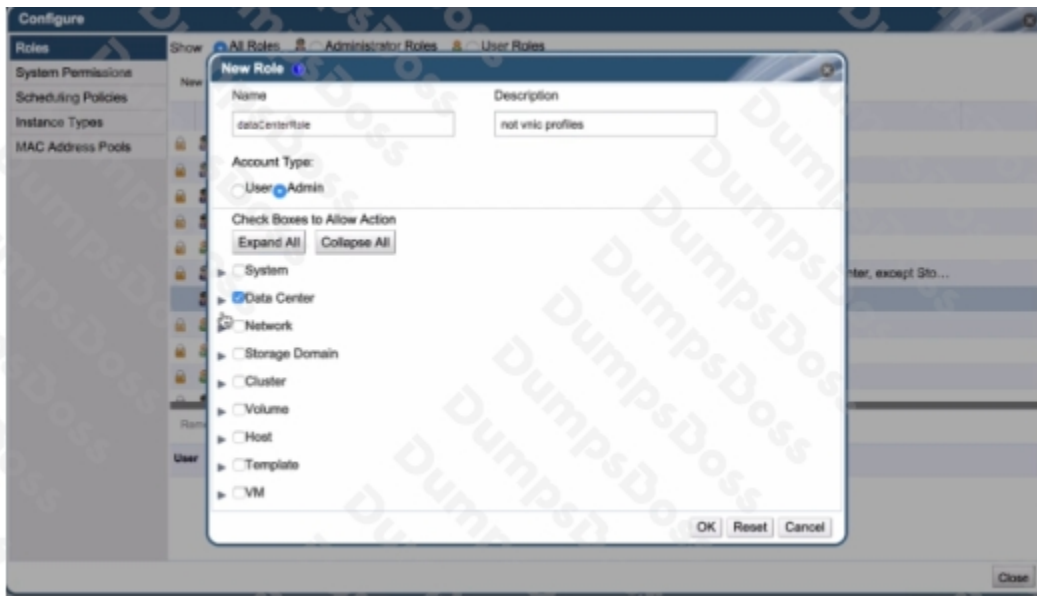
**ANSWER: SeethestepsbelowforSolution.**

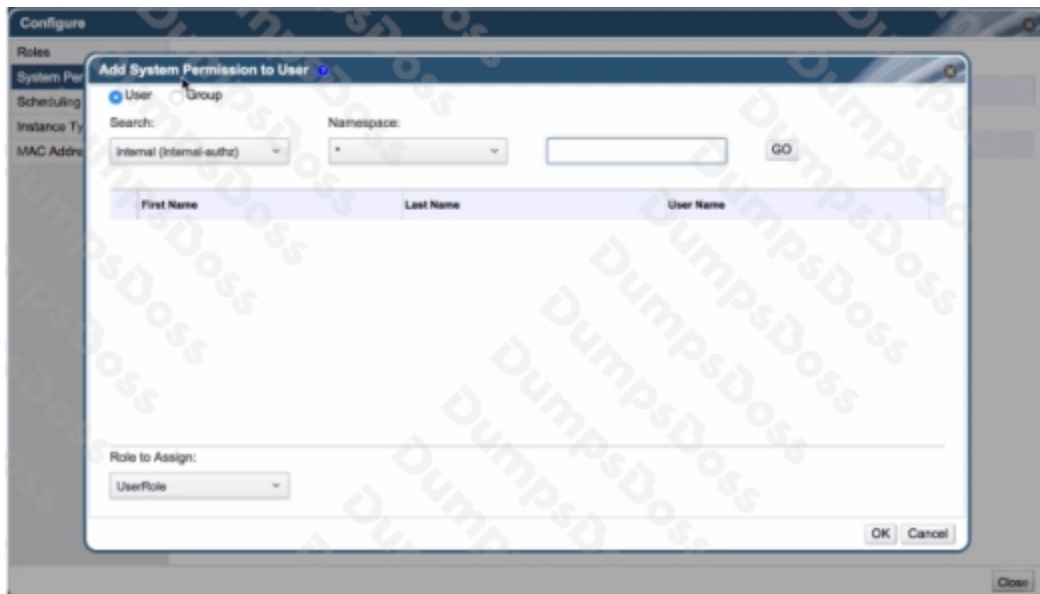
## Explanation:

Steps in Exhibits below

Configure -> Roles -> New







## QUESTION NO: 5 - (SIMULATION)

### Task 8

Create a virtual machine with the template Materll

**ANSWER: SeethestepsbelowforSolution.**

### Explanation:

Use cloud-init technology

Set hostname to "oysen"

Authentication: set the user to admin and the password to atenorth

Network interface is set to eth0, the IP is 172.24.10.98 and the subnet mask is

255.255.255.0, gateway 172.24.10.254

(You must connect into the virtual machine to confirm, if it doesn't work, manually modify the IP information inside)

Custom Script to the text content in a link