

# DUMPSBOSS.

**SAP Certified Associate - SAP HCM Payroll with  
ERP 6.0 EHP7**

**SAP C HCMPAY2203**

**Version Demo**

**Total Demo Questions: 10**

**Total Premium Questions: 80**

**Buy Premium PDF**

**<https://dumpsboss.co>**

**[support@dumpsboss.co](mailto:support@dumpsboss.co)**

**support@dumpsboss.co  
dumpsboss.co**

## QUESTION NO: 1

Which of the following can be queried using operation OUTWP?Note: There are 3 correct answers to this question.

- A. Pay scales
- B. Personnel areas
- C. Cost centers
- D. Infotypes
- E. Wage types

**ANSWER: A B C**

**Explanation:**

OUTWP

Providing Work Center Data

## QUESTION NO: 2

How can you evaluate a wage type if it is configured to use constant valuation bases?Note: There are 3 correct answers to this question.

- A. Configure a varying amount based on employee group and employee subgroup.
- B. Configure a varying amount based on an average rate.
- C. Configure a varying amount based on pay scale group and pay scale level.
- D. Configure a varying amount based on the hourly rate.
- E. Assign a fixed amount.

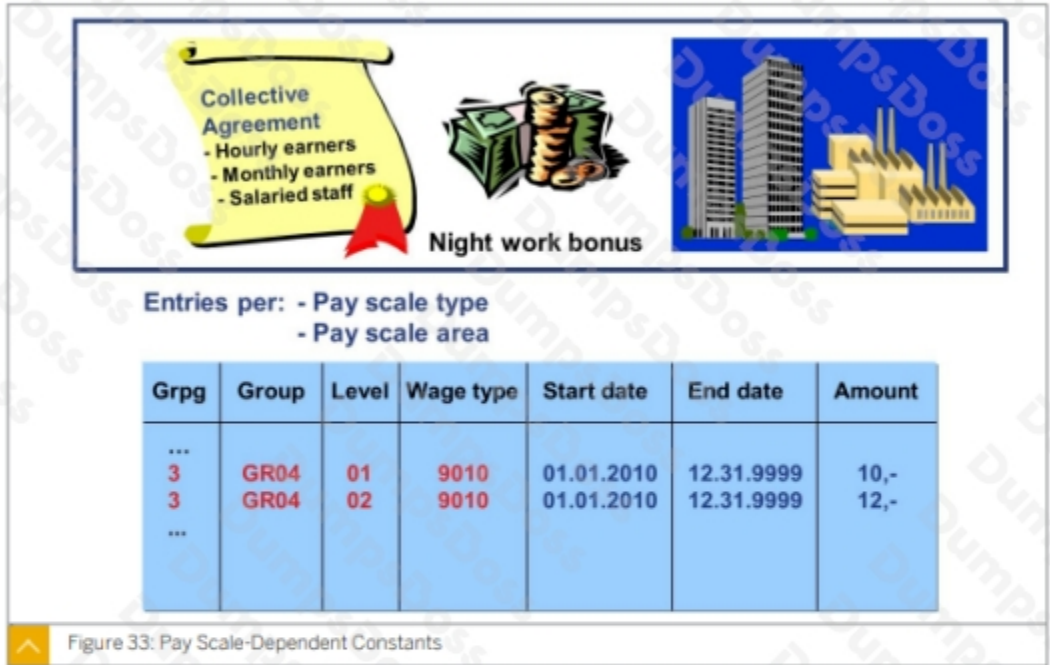
**ANSWER: A C D**

**Explanation:**

In payroll, a constant amount is the basis for valuation of a wage type. This amount does not depend on the employee's organizational assignment or on any other characteristics.

Each wage type can have several entries denoting various validity periods.

**Pay Scale-Dependent Constants**



You must define the values for each pay scale level and wage type if the wage types are subject to constant valuation depending on their pay scale level assignment.

Note the various employee subgroup groupings for collective agreement provisions specified when the employee subgroups are defined.

**QUESTION NO: 3**

In which internal table can you find the cumulated time wage types?

A. AB

- B. DZL
- C. ZML
- D. ZL

**ANSWER: B D**

**Explanation:**

**Table ZL:**

It is the table that contains the time wage types, the number of hours per time wage type, and the amounts that are determined in the payroll.

## QUESTION NO: 4

What does operation MULTI RAA do?

- A. Multiply the wage type being processed by the amount in the rate field.
- B. Multiply the value of the number field by the value of the amount field and store the result in the rate field.
- C. Multiply the wage type being processed by double the amount in the rate field.
- D. Multiply the value of the rate field by the value of the amount field and store the result in the amount field.

**ANSWER: D**

**Explanation:**

MULTI RAA <multiply rate by amt and place it in amt field.

## QUESTION NO: 5

The following wage type with its wage type fields is given: What is the result of the wage type in the output IT if it only runs through the following calculation rules: MULTI RAA and ADDWT \*?

- A. Rate = 0 | Number = 0 | Amount = 130
- B. Rate = 10 | Number = 0 | Amount = 130
- C. Rate = 10 | Number = 0 | Amount = 0
- D. Rate = 0 | Number = 0 | Amount = 0

**ANSWER: D**

**Explanation:**

This operation processes the following fields of the current entry in table OT: *NUM* (number), *RTE* (rate), and **AMT** (amount). Each of these fields can be divided by any other and store the result in any of the fields.

**QUESTION NO: 6**






Where do you define the time/measurement unit for a wage type?

- A. Time wage type selection
- B. Wage type processing class
- C. Wage type characteristics
- D. Base wage type valuation

**ANSWER: C**

**Explanation:**

**Change View "Wage Type Characteristics": Details**

New Entries      Delimit

Wage type: 1500

Periods: Start: 01.01.2020, End: 31.12.9999

**Amount**

Deduction WT

Minimum amount:  EUR

Maximum amount:  EUR

Add to total

**Number/unit**

Time unit/meas.:

Minimum number:

Maximum number:

**Indirect valuation**

Indirect eval.module:

Module variant:

Red.method:

Rounding type:

Rounding div.:

Rewritable

**Input combination**

Amount:  +

Number/unit:  -

**Time leveling and time sheet**

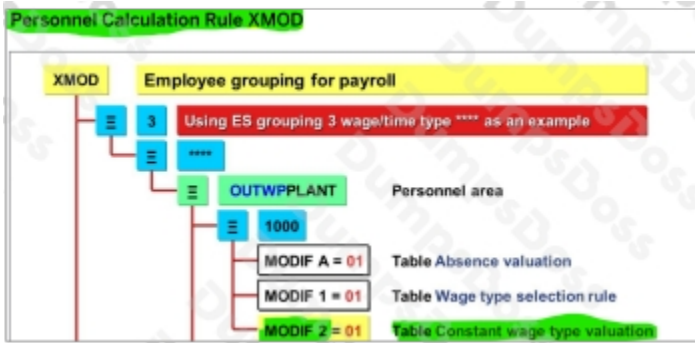
Basic hours:

**QUESTION NO: 7**

What modifier do you use to group employees for constant valuation (V\_T510J) in rule XMOD?

- A. MODIF 2
- B. MODIF T
- C. MODIF 1
- D. MODIF D

**ANSWER: A****Explanation:**



**QUESTION NO: 8**

Which tables can you find in the PC\_PAYRESULT transaction? Note: There are 2 correct answers to this question.

- A. Internal Table (IT)
- B. Output Table (OT)
- C. Results Table (RT)
- D. Bank Transfer (BT)

**ANSWER: C D**

**Explanation:**

*Display payroll results*

Selection  
 Personnel number: [ ]  
 all results from: [ ]

Personnel numbers selected: Prof. A.F.G. van Gomez / Seq.nr. 00001 (01.05.2022 - 31.05.2022)

Res.	Pers.No.	Name...	Name	Name	Num
			WPBP	Work Center/Basic Pay	1
			RT	Results Table	199
			RT_	Results Table (Collapsed Display)	199
			CRT	Cumulative Results Table	142
			BT	Payment Information	1

**QUESTION NO: 9**

Which of the following are applicable to retroactive accounting? Note: There are 2 correct answers to this question.

- A. Every customizing change in the past automatically leads to retroactive accounting when you start payroll.
- B. A change to master data that is relevant for payroll in the current period automatically leads to retroactive accounting.
- C. You can use the "Forced retro.accounting" data field to trigger a forced retroactive accounting.
- D. Every change to customizing data that is relevant for payroll leads to retroactive accounting.

**ANSWER: A B**

**Explanation:**

If you change the HR master data for a period for which the payroll has already been run, the payroll must be run again for the same period using the current values. This is known as retroactive accounting.

Both HR master data and a large number of Customizing table entries include a start and end date. The payroll program requires these dates so that it can perform calculations for specific days and retroactive accounting for previous periods.

The system recognizes changes to payment infotypes and triggers retroactive accounting. For example, when you make changes to the master data for earlier periods, the arrears are calculated automatically and paid along with the current pay period's salary. Because the system recognizes retroactive accounting automatically, you cannot change the payroll results manually.

**QUESTION NO: 10**

Which wage type do you use for cumulations?

- A. /101
- B. /001
- C. /552
- D. /801

**ANSWER: A**

**Explanation:**

- **Secondary wage types:** The payroll program creates the secondary wage types during the payroll run. For example, all amounts to be paid are cumulated into the secondary wage type, Total Gross (/101) during the payroll run. SAP delivers secondary wage types identified by a name starting with "/".