

DUMPSBOSS.

Service Provider Professional (JNCIP-SP)

Juniper JN0-664

Version Demo

Total Demo Questions: 10

Total Premium Questions: 65

Buy Premium PDF

<https://dumpsboss.co>

support@dumpsboss.co

support@dumpsboss.co
dumpsboss.co

QUESTION NO: 1

Exhibit



You are asked to exchange routes between R1 and R4 as shown in the exhibit. These two routers use the same AS number. Which two steps will accomplish this task? (Choose two.)

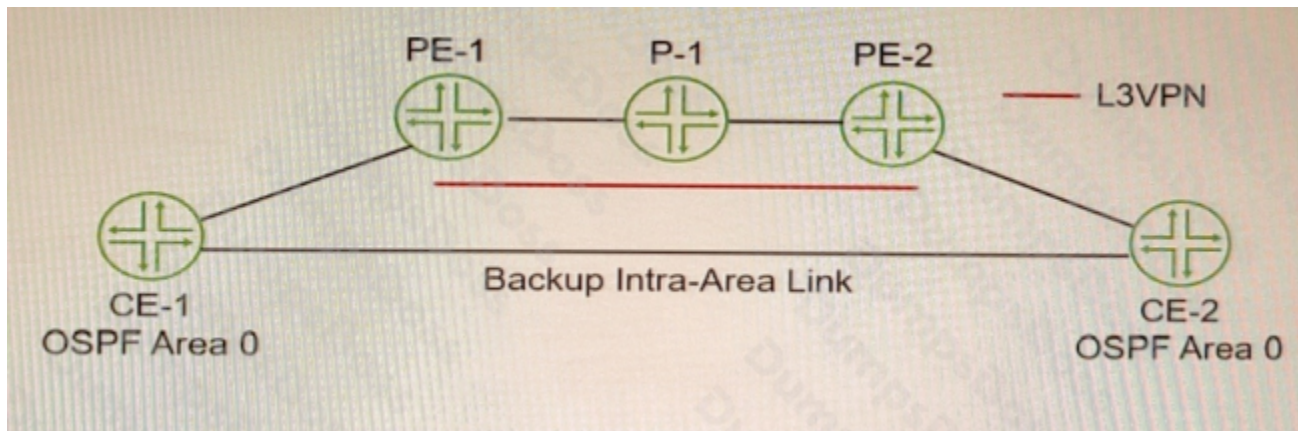
- A. Configure the BGP group with the advertise-peer-as parameter on R1 and R4.
- B. Configure the BGP group with the as-override parameter on R2 and R3
- C. Configure the BGP group with the advertise-peer-as parameter on R2 and R3.
- D. Configure the BGP group with the as-override parameter on R1 and R4

ANSWER: A B**Explanation:**

The as-override parameter allows a router to replace the AS number of its peer with its own AS number when receiving BGP updates from that peer. This parameter is useful when two routers in different ASes need to exchange routes through another AS that has the same AS number as one of them, such as in the case of R2 and R3. By configuring this parameter on R2 and R3, they can override the AS number of R1 and R4 with their own AS number when sending BGP updates to each other.

QUESTION NO: 2

Exhibit



You must ensure that the VPN backbone is preferred over the back door intra-area link as long as the VPN is available. Referring to the exhibit, which action will accomplish this task?

- A. Configure an import routing policy on the CE routers that rejects OSPF routes learned on the backup intra-area link.
- B. Enable OSPF traffic-engineering.
- C. Configure the OSPF metric on the backup intra-area link that is higher than the L3VPN link.
- D. Create an OSPF sham link between the PE routers.

ANSWER: D

QUESTION NO: 3

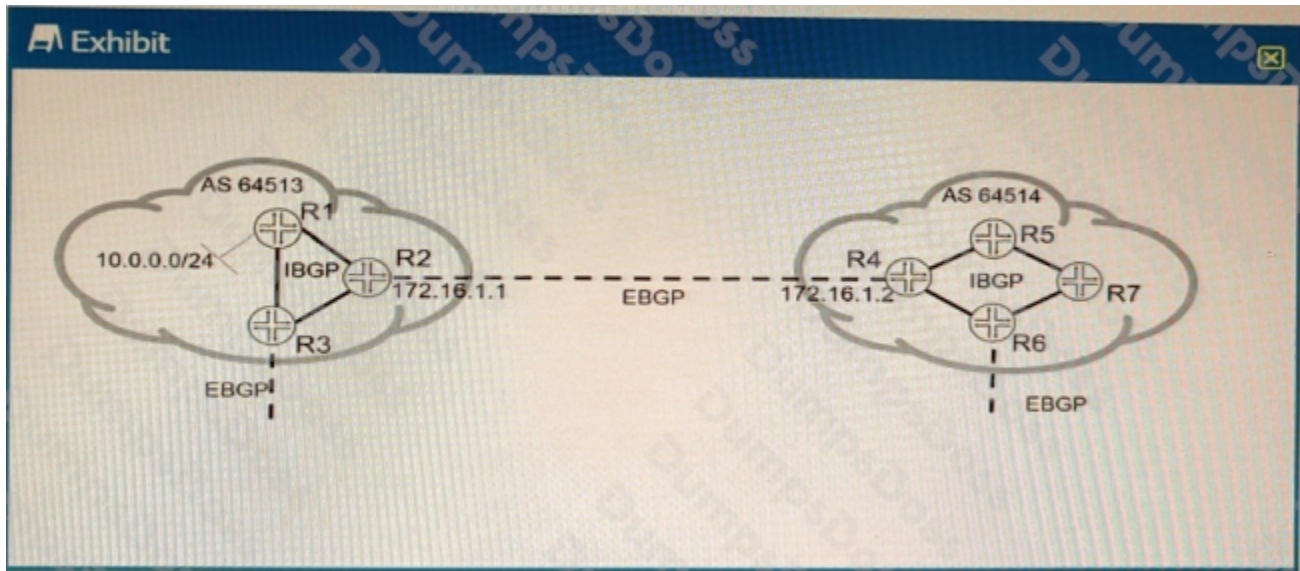
You want to ensure that L1 IS-IS routers have only the most specific routes available from L2 IS-IS routers. Which action accomplishes this task?

- A. Configure the ignore-attached-bit parameter on all L2 routers.
- B. Configure all routers to allow wide metrics.
- C. Configure all routers to be L1.
- D. Configure the ignore-attached-bit parameter on all L1 routers

ANSWER: D

QUESTION NO: 4

Exhibit.



Referring to the exhibit; the 10.0.0.0/24 EBGP route is received on R5; however, the route is being hidden.

What are two solutions that will solve this problem? (Choose two.)

- A. On R4, create a policy to change the BGP next hop to itself and apply it to IBGP as an export policy
- B. Add the external interface prefix to the IGP routing tables
- C. Add the internal interface prefix to the BGP routing tables.
- D. On R4, create a policy to change the BGP next hop to 172.16.1.1 and apply it to IBGP as an export policy

ANSWER: A B

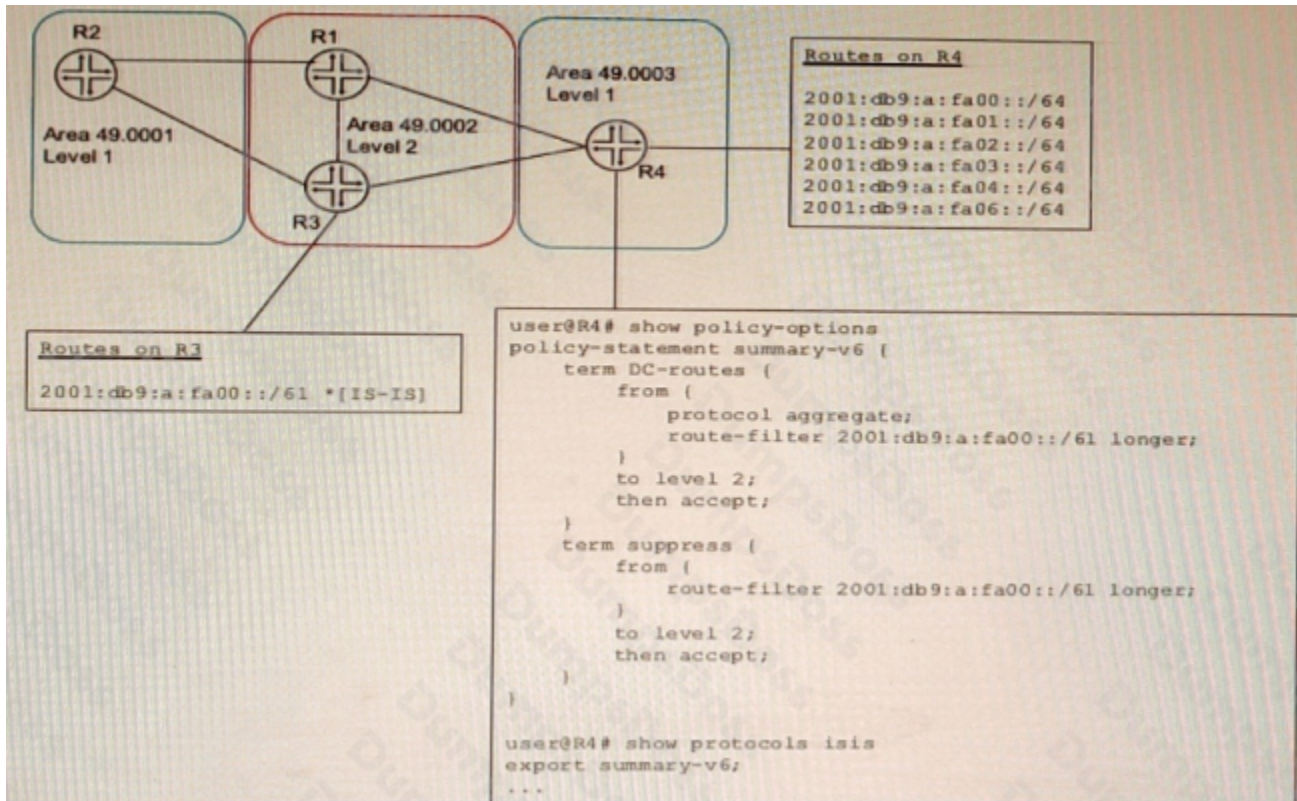
Explanation:

the default behavior for iBGP is to propagate EBGP-learned prefixes without changing the next-hop. This can cause issues if the next-hop is not reachable via the IGP. One solution is to use the next-hop self command on R4, which will change the next-hop attribute to its own loopback address. This way, R5 can reach the next-hop via the IGP and install the route in its routing table.

Another solution is to add the external interface prefix (172.16.1.0/24) to the IGP routing tables of R4 and R5. This will also make the next-hop reachable via the IGP and allow R5 to use the route. According to [2](#), this is a possible workaround for a pure IP network, but it may not work well for an MPLS network.

QUESTION NO: 5

Exhibit



A network designer would like to create a summary route as shown in the exhibit, but the configuration is not working.

Which three configuration changes will create a summary route? (Choose three.)

- A. set policy-options policy-statement leak-v6 term DC-routes then reject
- B. delete policy-options policy-statement leak-v6 term DC-routes from route-filter 2001: db9 :a: fa00 : :/6l longer
- C. set policy—options policy-statement leak-v€ term DC—routes from route-filter 2001:db9:a:fa00::/61 exact
- D. delete protocols isis export summary-v6
- E. set protocols isis import summary-v6

ANSWER: B C D

QUESTION NO: 6

You are configuring a BGP signaled Layer 2 VPN across your MPLS enabled core network. Your PE-2 device connects to two sites within the s VPN

In this scenario, which statement is correct?

- A. By default on PE-2, the site's local ID is automatically assigned a value of 0 and must be configured to match the total number of attached sites.
- B. You must create a unique Layer 2 VPN routing instance for each site on the PE-2 device.

C. You must use separate physical interfaces to connect PE-2 to each site.

D. By default on PE-2, the remote site IDs are automatically assigned based on the order that you add the interfaces to the site configuration.

ANSWER: D

Explanation:

BGP Layer 2 VPNs use BGP to distribute endpoint provisioning information and set up pseudowires between PE devices. BGP uses the Layer 2 VPN (L2VPN) Routing Information Base (RIB) to store endpoint provisioning information, which is updated each time any Layer 2 virtual forwarding instance (VFI) is configured. The prefix and path information is stored in the L2VPN database, which allows BGP to make decisions about the best path.

In BGP Layer 2 VPNs, each site has a unique site ID that identifies it within a VFI. The site ID can be manually configured or automatically assigned by the PE device. By default, the site ID is automatically assigned based on the order that you add the interfaces to the site configuration. The first interface added to a site configuration has a site ID of 1, the second interface added has a site ID of 2, and so on.

Option D is correct because by default on PE-2, the remote site IDs are automatically assigned based on the order that you add the interfaces to the site configuration. Option A is not correct because by default on PE-2, the site's local ID is automatically assigned a value of 0 and does not need to be configured to match the total number of attached sites. Option B is not correct because you do not need to create a unique Layer 2 VPN routing instance for each site on the PE-2 device. You can create one routing instance for all sites within a VFI. Option C is not correct because you do not need to use separate physical interfaces to connect PE-2 to each site. You can use subinterfaces or service instances on a single physical interface.

QUESTION NO: 7

Which two EVPN route types are used to advertise a multihomed Ethernet segment? (Choose two)

- A. Type 1
- B. Type 3
- C. Type 4
- D. Type 2

ANSWER: A C

Explanation:

EVPN is a solution that provides Ethernet multipoint services over MPLS networks. EVPN uses BGP to distribute endpoint provisioning information and set up pseudowires between PE devices. EVPN uses different route types to convey different information in the control plane. The following are the main EVPN route types:

QUESTION NO: 8

Exhibit

```
user@PE1# show routing-instances
VPN-A {
  instance-type vrf;
  interface ge-0/0/1.0;
  vrf-target target:64512:1234;
  protocols {
    bgp {
      group CE {
        type external;
        family inet {
          unicast;
        }
        neighbor 10.0.0.1 {
          peer-as 64512;
          as-override;
        }
      }
    }
  }
}
```

Which two statements about the configuration shown in the exhibit are correct? (Choose two.)

- A. This VPN connects customer sites that use different AS numbers.
- B. This VPN connects customer sites that use the same AS number
- C. A Layer 2 VPN is configured.
- D. A Layer 3 VPN is configured.

ANSWER: A D

QUESTION NO: 9

Exhibit

```
user@router> show route advertising-protocol bgp 10.0.0.43 extensive 10.0.0.188
inet.0: 23 destinations, 41 routes (23 active, 0 holddown, 0 hidden)
+ 10.0.0.188/32 (2 entries, 1 announced)
  BGP group underlay type External
    AS path: [65189] 65170 65188 I
```

Referring to the exhibit, what do the brackets [] in the AS path identify?

- A. They identify the local AS number associated with the AS path if configured on the router, or if AS path prepending is configured
- B. They identify an AS set, which are groups of AS numbers in which the order does not matter
- C. They identify that the autonomous system number is incomplete and awaiting more information from the BGP protocol.
- D. They identify that a BGP confederation is being used to ensure that there are no routing loops.

ANSWER: B

QUESTION NO: 10

Exhibit.

Exhibit

```
user@R1# show interfaces
ge-1/2/3 {
  unit 0 {
    description to-R2;
    family inet {
      address 10.1.1.1/30;
    }
    family iso;
  }
}
lo0 {
  unit 0 {
    family inet {
      address 192.168.16.1/32;
    }
    family iso {
      address 49.0001.1921.6801.6001.00;
    }
  }
}
user@R1# show protocols
isis {
  interface ge-1/2/3.0 {
    level 2 disable;
  }
}
...
user@R2# show interfaces
ge-1/2/3 {
  unit 0 {
    description to-R1;
    family inet {
      address 10.1.1.2/30;
    }
    family iso;
  }
}
```

```
    }
    family iso;
  }
}
lo0 {
  unit 0 {
    family inet {
      address 192.168.16.2/32;
    }
    family iso {
      address 49.0001.1921.6801.6002.00;
    }
  }
}
}
user@R2# show protocols
isis {
  interface ge-1/2/3.0 {
    level 1 disable;
  }
  interface lo0.0 {
    level 1 disable;
  }
}
```

Referring to the exhibit, what must be changed to establish a Level 1 adjacency between routers R1 and R2?

- A. Change the level 1 disable parameter under the R1 protocols isis interface lo0.0 hierarchy to the level 2 disable parameter.
- B. Remove the level 1 disable parameter under the R2 protocols isis interface lo0.0 configuration hierarchy.
- C. Change the level 1 disable parameter under the R2 protocols isis interface ge-1/2/3.0 hierarchy to the level 2 disable parameter
- D. Add IP addresses to the interface ge-1/2/3 unit 0 family iso hierarchy on both R1 and R2.

ANSWER: B

Explanation:

IS-IS routers can form Level 1 or Level 2 adjacencies depending on their configuration and network topology. Level 1 routers are intra-area routers that share the same area address with their neighbors. Level 2 routers are inter-area routers that can connect different areas. Level 1-2 routers are both intra-area and inter-area routers that can form adjacencies with any other router.

In the exhibit, R1 and R2 are in different areas (49.0001 and 49.0002), so they cannot form a Level 1 adjacency. However, they can form a Level 2 adjacency if they are both configured as Level 1-2 routers. R1 is already configured as a Level 1-2

router, but R2 is configured as a Level 1 router only, because of the level 1 disable command under the lo0.0 interface. This command disables Level 2 routing on the loopback interface, which is used as the router ID for IS-IS.

Therefore, to establish a Level 1 adjacency between R1 and R2, the level 1 disable command under the R2 protocols isis interface lo0.0 hierarchy must be removed. This will enable Level 2 routing on R2 and allow it to form a Level 2 adjacency with R1.